

GORASP2 antibody



Catalog Number: 111048

Product name

GORASP2 antibody

IP: 1:200-1:2000

IHC: 1:20-1:200

Specificity


Human, Mouse, Rat; other species not tested.

IF: 1:20-1:200

Antibody description

GORASP2 Rabbit Polyclonal antibody. Positive IF detected in HepG2 cells. Positive IHC detected in human colon cancer tissue. Positive WB detected in HeLa cells, rat testis tissue. Positive IP detected in HeLa cells. Observed molecular weight by Western-blot: 59 kDa

Validations



Preparation

This antibody was obtained by immunization of GORASP2 recombinant protein (Accession Number: NM_015530). Purification method: Antigen affinity purified.

HeLa cells were subjected to SDS PAGE followed by western blot with Catalog No:111048(GORASP2 antibody) at dilution of 1:1000

Formulation

PBS with 0.1% sodium azide and 50% glycerol pH 7.3.

Storage

Store at -20°C. DO NOT ALIQUOT

Clonality

Polyclonal

Ig Type

Rabbit IgG

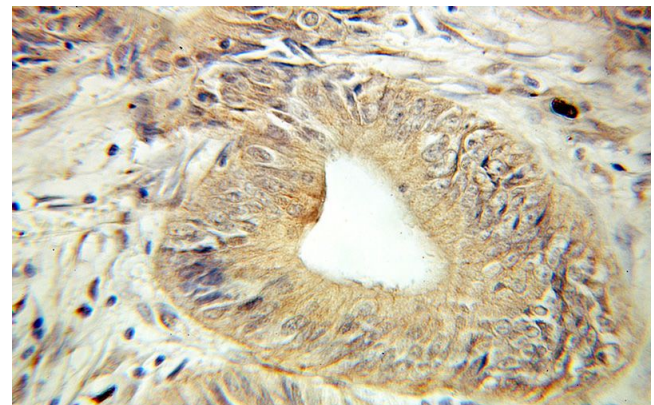
Applications

ELISA, WB, IHC, IF, IP

Dilutions

Recommended Dilution:

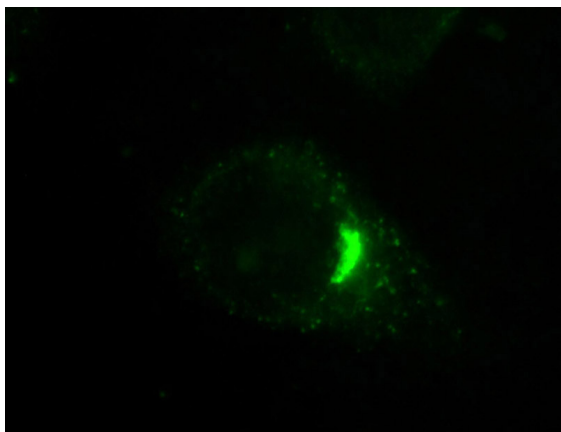
WB: 1:200-1:2000



Immunohistochemical of paraffin-embedded human colon cancer using Catalog No:111048(GORASP2 antibody) at dilution of 1:100 (under 10x lens)

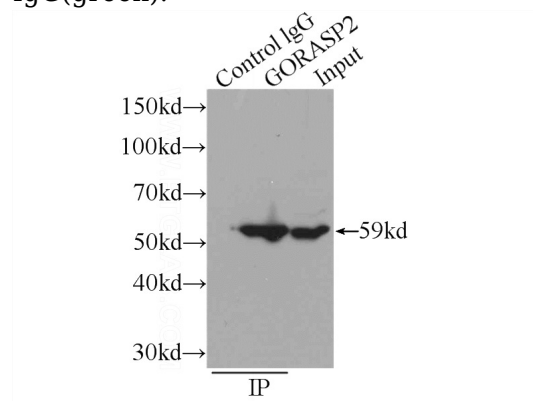
GORASP2 antibody

Catalog Number: 111048



Immunofluorescent analysis of HepG2 cells, using GORASP2 antibody Catalog No:111048 at 1:50 dilution and FITC-labeled donkey anti-rabbit

IgG(green).



IP Result of anti-GORASP2 (IP:Catalog No:111048, 3ug; Detection:Catalog No:111048 1:700) with HeLa cells lysate 1320ug.