

C5orf44 antibody



Catalog Number: 108738

Product name

C5orf44 antibody

IHC: 1:20-1:200

IF: 1:20-1:200

Specificity

Human, Mouse, Rat; other species not tested.

Antibody description

C5orf44 Rabbit Polyclonal antibody. Positive IHC detected in human kidney tissue, human testis tissue. Positive IF detected in HEK-293 cells. Positive WB detected in HEK-293 cells, HeLa cells. Observed molecular weight by Western-blot: 47kd

Preparation

This antibody was obtained by immunization of C5orf44 recombinant protein (Accession Number: BC012006). Purification method: Antigen affinity purified.

Formulation

PBS with 0.02% sodium azide and 50% glycerol pH 7.3.

Storage

Store at -20°C. DO NOT ALIQUOT

Clonality

Polyclonal

Ig Type

Rabbit IgG

Applications

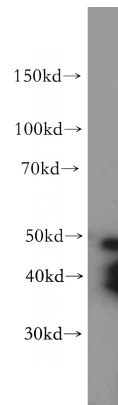
ELISA, WB, IHC, IF

Dilutions

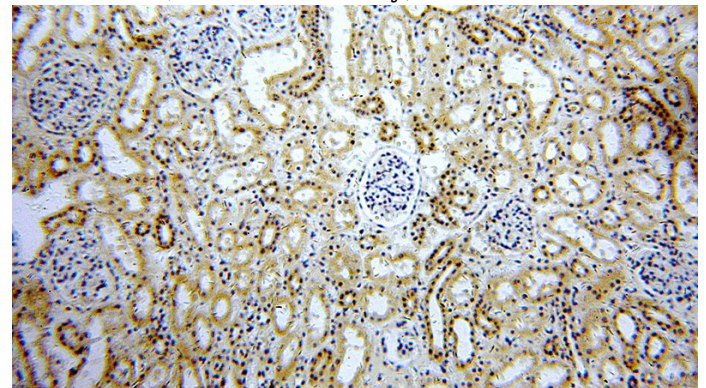
Recommended Dilution:

WB: 1:200-1:2000

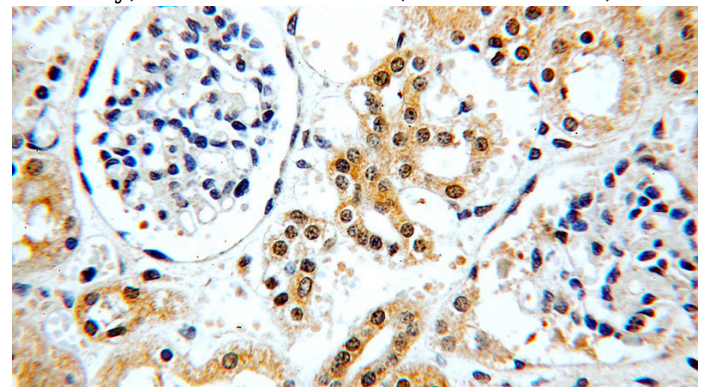
Validations



HEK-293 cells were subjected to SDS PAGE followed by western blot with Catalog No:108738(C5orf44 antibody) at dilution of 1:500



Immunohistochemical of paraffin-embedded human kidney using Catalog No:108738(C5orf44 antibody) at dilution of 1:50 (under 10x lens)

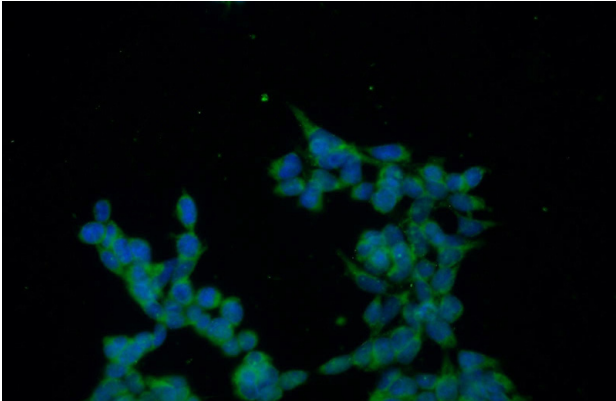


Immunohistochemical of paraffin-embedded human kidney using Catalog No:108738(C5orf44

C5orf44 antibody

Catalog Number: 108738

antibody) at dilution of 1:50 (under 40x lens)



Immunofluorescent analysis of HEK-293 cells using Catalog No:108738(C5orf44 Antibody) at dilution of 1:50 and Alexa Fluor 488-conjugated AffiniPure Goat Anti-Rabbit IgG(H+L)