

# RNF125 antibody

Catalog Number: 114738

## Product name

RNF125 antibody

IHC: 1:20-1:200


## Specificity

Human, Mouse, Rat; other species not tested.

## Antibody description

RNF125 Rabbit Polyclonal antibody. Positive WB detected in mouse spleen tissue, A2780 cells. Positive IHC detected in human lymphoma tissue. Observed molecular weight by Western-blot: 22-26 kDa

## Validations



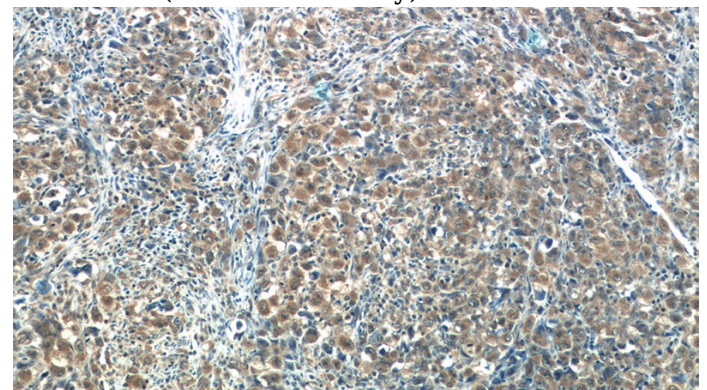
## Preparation

This antibody was obtained by immunization of RNF125 recombinant protein (Accession Number: NM\_017831). Purification method: Antigen affinity purified.

mouse spleen tissue were subjected to SDS PAGE followed by western blot with Catalog No:114738(RNF125 antibody) at dilution of 1:300

## Formulation

PBS with 0.02% sodium azide and 50% glycerol pH 7.3.



## Storage

Store at -20°C. DO NOT ALIQUOT

## Clonality

Polyclonal

## Ig Type

Rabbit IgG

## Applications

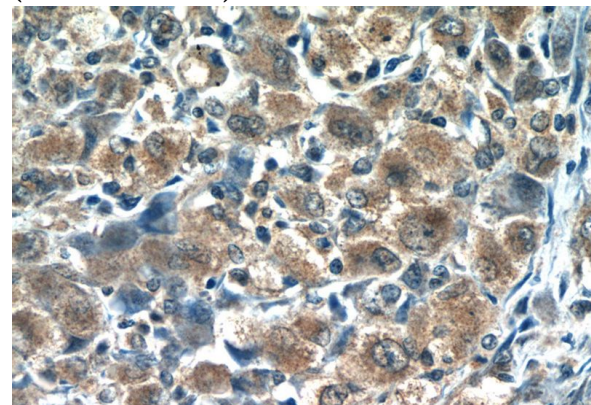
ELISA, WB, IHC

## Dilutions

Recommended Dilution:

WB: 1:200-1:2000

Immunohistochemistry of paraffin-embedded human lymphoma tissue slide using Catalog No:114738(RNF125 Antibody) at dilution of 1:50 (under 10x lens)



Immunohistochemistry of paraffin-embedded human lymphoma tissue slide using Catalog No:114738(RNF125 Antibody) at dilution of 1:50

# RNF125 antibody



Catalog Number: 114738

---

(under 40x lens)