

C11orf49 antibody



Catalog Number: 108638

Product name

C11orf49 antibody

IHC: 1:20-1:200

IF: 1:10-1:100


Specificity

human, mouse, rat; other species not tested.

Validations

Antibody description

C11orf49 Rabbit Polyclonal antibody. Positive IHC detected in human colon. Positive IF detected in HepG2. Positive WB detected in mouse lung tissue, human brain tissue. Observed molecular weight by Western-blot: 31kd



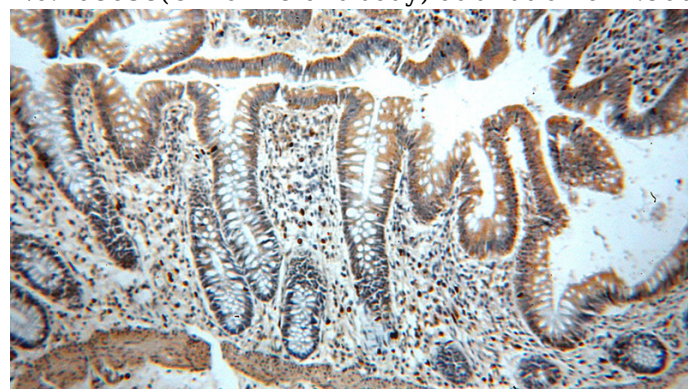
Preparation

This antibody was obtained by immunization of C11orf49 recombinant protein (Accession Number: NM_024113). Purification method: Antigen affinity purified.

mouse lung tissue were subjected to SDS PAGE followed by western blot with Catalog No:108638(C11orf49 antibody) at dilution of 1:500

Formulation

PBS with 0.02% sodium azide and 50% glycerol pH 7.3.



Storage

Store at -20°C. DO NOT ALIQUOT

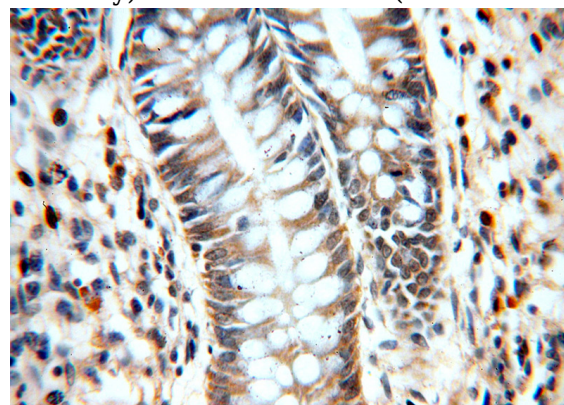
Clonality

Polyclonal

Immunohistochemical of paraffin-embedded human colon using Catalog No:108638(C11orf49 antibody) at dilution of 1:50 (under 10x lens)

Ig Type

Rabbit IgG



Applications

ELISA, WB, IHC, IF

Dilutions

Recommended Dilution:

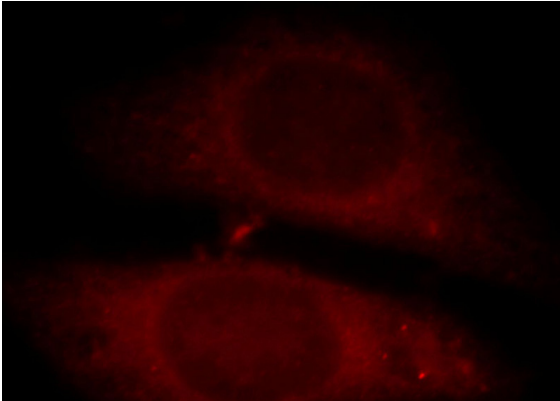
WB: 1:200-1:2000

Immunohistochemical of paraffin-embedded human colon using Catalog No:108638(C11orf49

C11orf49 antibody

Catalog Number: 108638

antibody) at dilution of 1:50 (under 40x lens)



Immunofluorescent analysis of HepG2 cells, using C11orf49 antibody Catalog No:108638 at 1:25 dilution and Rhodamine-labeled goat anti-rabbit IgG (red).