

STAC3 antibody

Catalog Number: 115638

Product name

STAC3 antibody

Specificity

human, mouse, rat; other species not tested.

Antibody description

STAC3 Rabbit Polyclonal antibody. Positive IHC detected in human gliomas. Positive WB detected in human testis tissue, mouse lung tissue, rat lymph tissue. Observed molecular weight by Western-blot: 42kd

Preparation

This antibody was obtained by immunization of STAC3 recombinant protein (Accession Number: NM_001286256). Purification method: Antigen affinity purified.

Formulation

PBS with 0.02% sodium azide and 50% glycerol pH 7.3.

Storage

Store at -20°C. DO NOT ALIQUOT

Clonality

Polyclonal

Ig Type

Rabbit IgG

Applications

ELISA, WB, IHC


Dilutions

Recommended Dilution:

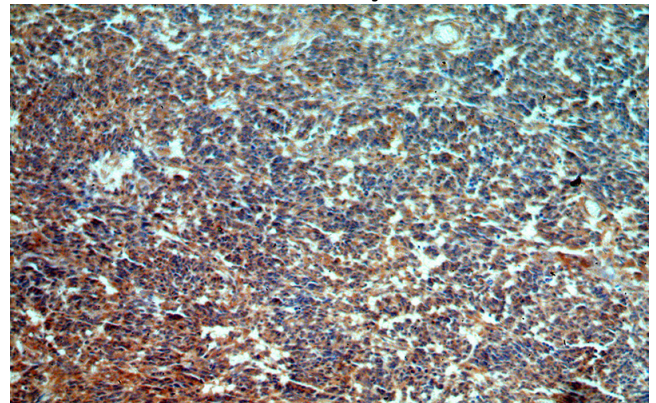
WB: 1:200-1:2000

IHC: 1:20-1:200

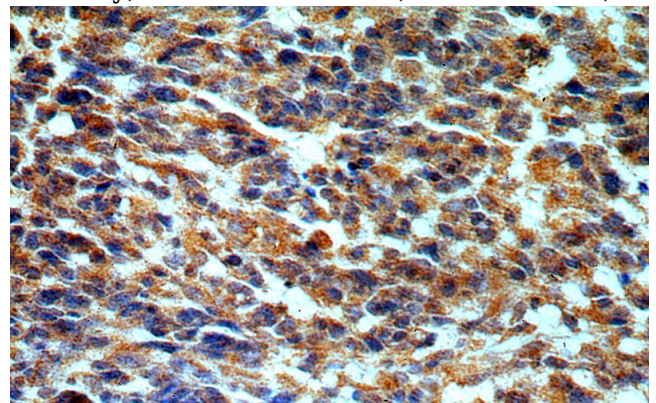
Validations



human testis tissue were subjected to SDS PAGE followed by western blot with Catalog No:115638(STAC3 antibody) at dilution of 1:300



Immunohistochemical of paraffin-embedded human gliomas using Catalog No:115638(STAC3 antibody) at dilution of 1:50 (under 10x lens)



Immunohistochemical of paraffin-embedded human gliomas using Catalog No:115638(STAC3 antibody) at dilution of 1:50 (under 40x lens)