

DEK antibody

Catalog Number: 107238

Product name

DEK antibody

IHC: 1:20-1:200

IF: 1:20-1:200

Specificity

Human; other species not tested.

Antibody description

DEK Mouse Monoclonal antibody. Positive WB detected in HEK-293 cells, HeLa cells, Jurkat cells. Positive IHC detected in human brain tissue. Positive IF detected in HepG2 cells. Observed molecular weight by Western-blot: 50 kDa

Preparation

This antibody was obtained by immunization of DEK recombinant protein (Accession Number: XM_024446544). Purification method: Protein A purified.

Formulation

PBS with 0.02% sodium azide and 50% glycerol pH 7.3.

Storage

Store at -20°C. DO NOT ALIQUOT

Clonality

Monoclonal

Ig Type

Mouse IgG2a

Applications


ELISA, WB, IHC, IF

Dilutions

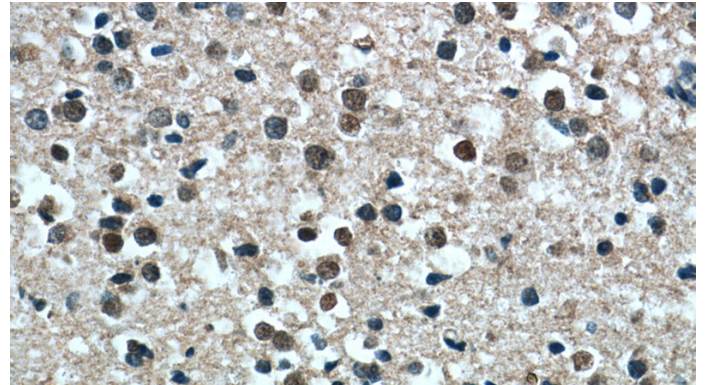
Recommended Dilution:

WB: 1:500-1:5000

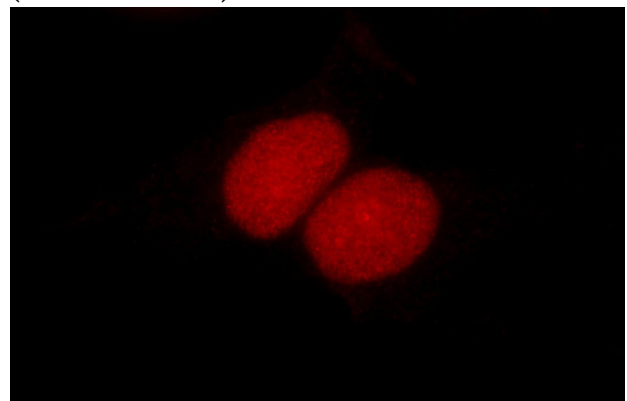
Validations



HEK-293 cells were subjected to SDS PAGE followed by western blot with Catalog No:107238(DEK Antibody) at dilution of 1:1000



Immunohistochemistry of paraffin-embedded human brain tissue slide using Catalog No:107238(DEK Antibody) at dilution of 1:50 (under 40x lens)



Immunofluorescent analysis of HepG2 cells using Catalog No:107238(DEK Antibody) at dilution of 1:50

DEK antibody



Catalog Number: 107238

Catalog No:107238(DEK Antibody) at dilution of 1:50 and Rhodamine-Goat anti-Mouse IgG