

ZDHHC13 antibody



Catalog Number: 116938

Product name

ZDHHC13 antibody

WB: 1:500-1:5000

IHC: 1:20-1:200

Specificity


Human, Mouse; other species not tested.

IF: 1:20-1:200

Antibody description

ZDHHC13 Rabbit Polyclonal antibody. Positive IF detected in HEK-293 cells. Positive IHC detected in human stomach tissue, human testis tissue. Positive WB detected in mouse kidney tissue, HEK-293 cells, mouse skin tissue, mouse testis tissue, Neuro-2a cells. Observed molecular weight by Western-blot: 45-50 kDa

Validations



Preparation

This antibody was obtained by immunization of ZDHHC13 recombinant protein (Accession Number: NM_019028). Purification method: Antigen affinity purified.

mouse kidney tissue were subjected to SDS PAGE followed by western blot with Catalog No:116938(ZDHHC13 Antibody) at dilution of

Formulation

PBS with 0.1% sodium azide and 50% glycerol pH 7.3.

Storage

Store at -20°C. DO NOT ALIQUOT

Clonality

Polyclonal

Ig Type

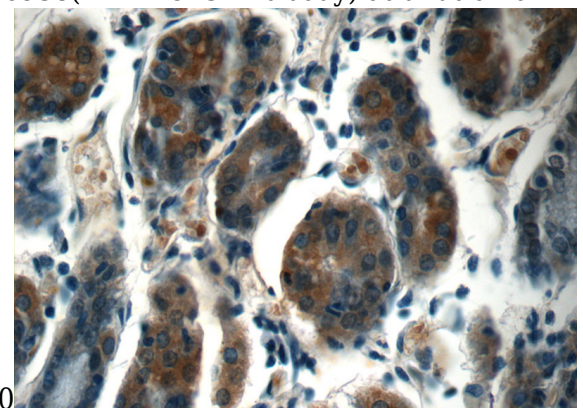
Rabbit IgG

Applications

ELISA, WB, IHC, IF

Dilutions

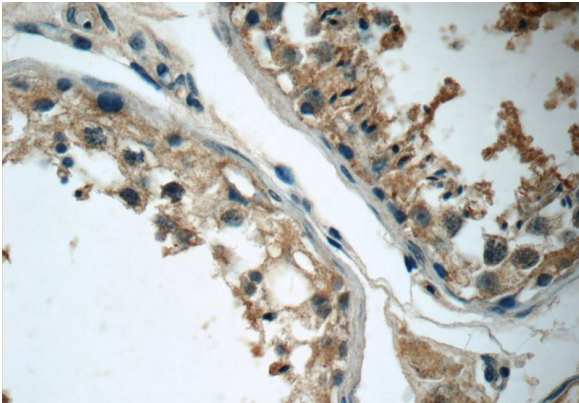
Recommended Dilution:



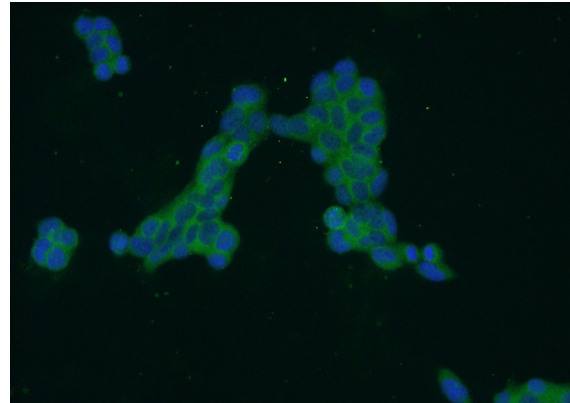
1:1000
Immunohistochemistry of paraffin-embedded human stomach tissue slide using Catalog No:116938(ZDHHC13 Antibody) at dilution of 1:50 (under 40x lens)

ZDHHC13 antibody

Catalog Number: 116938



Immunohistochemistry of paraffin-embedded human testis tissue slide using Catalog No:116938(ZDHHC13 Antibody) at dilution of 1:50 (under 40x lens)



Immunofluorescent analysis of HEK-293 cells using Catalog No:116938(ZDHHC13 Antibody) at dilution of 1:50 and Alexa Fluor 488-conjugated AffiniPure Goat Anti-Rabbit IgG(H+L)