

# Plakophilin 3 antibody

Catalog Number: 113938

## Product name

Plakophilin 3 antibody

IP: 1:200-1:2000

IHC: 1:20-1:200

## Specificity

Human, Mouse, Rat; other species not tested.

## Validations

## Antibody description

Plakophilin 3 Rabbit Polyclonal antibody. Positive WB detected in K-562 cells, A549 cells, HeLa cells, MCF7 cells. Positive IP detected in A549 cells. Positive IHC detected in human skin tissue, human colon tissue. Observed molecular weight by Western-blot: 87 kDa



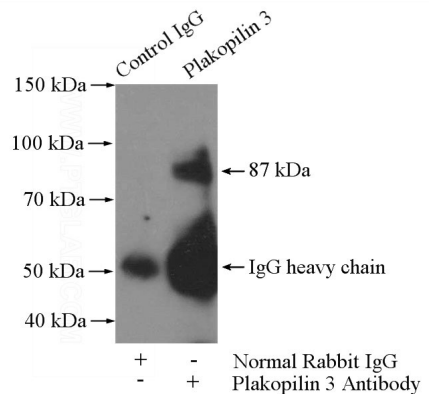
## Preparation

This antibody was obtained by immunization of Plakophilin 3 recombinant protein (Accession Number: NM\_007183). Purification method: Antigen affinity purified.

K-562 cells were subjected to SDS PAGE followed by western blot with Catalog No:113938(PKP3 antibody) at dilution of 1:600

## Formulation

PBS with 0.02% sodium azide and 50% glycerol pH 7.3.



## Storage

Store at -20°C. DO NOT ALIQUOT

IP Result of anti-PKP3 (IP:Catalog No:113938, 4ug; Detection:Catalog No:113938 1:600) with A549 cells lysate 1000ug.

## Clonality

Polyclonal

## Ig Type

Rabbit IgG

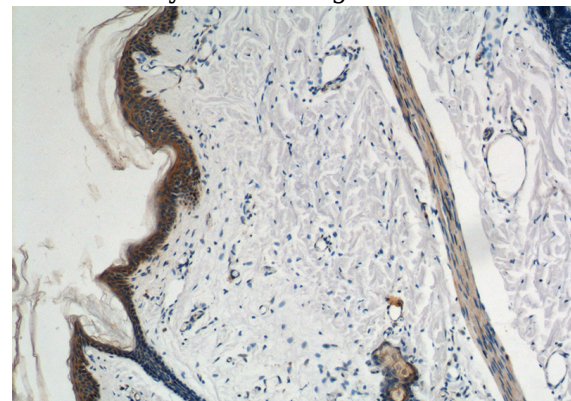
## Applications

ELISA, WB, IP, IHC

## Dilutions

Recommended Dilution:

WB: 1:500-1:5000



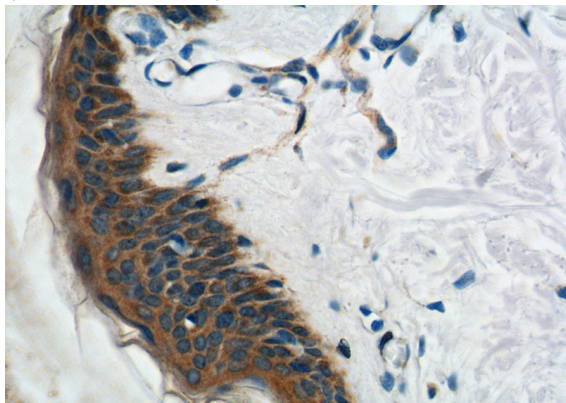
Immunohistochemistry of paraffin-embedded human skin tissue slide using Catalog

# Plakophilin 3 antibody

Catalog Number: 113938

---

No:113938(PKP3 Antibody) at dilution of 1:200  
(under 10x lens).



Immunohistochemistry of paraffin-embedded  
human skin tissue slide using Catalog  
No:113938(PKP3 Antibody) at dilution of 1:200  
(under 40x lens).