

VCP antibody

Catalog Number: 107538

Product name

VCP antibody

IHC: 1:20-1:200

IF: 1:20-1:200

Specificity

Human, Mouse; other species not tested.

Antibody description

VCP Mouse Monoclonal antibody. Positive WB detected in RAW 264.7 cells, SH-SY5Y cells. Positive IF detected in RAW 264.7 cells, SH-SY5Y cells. Positive IHC detected in human gliomas tissue. Observed molecular weight by Western-blot: 89 kDa

Preparation

This antibody was obtained by immunization of VCP recombinant protein (Accession Number: BC007562). Purification method: Protein G purified.

Formulation

PBS with 0.02% sodium azide and 50% glycerol pH 7.3.

Storage

Store at -20°C. DO NOT ALIQUOT

Clonality

Monoclonal

Ig Type

Mouse IgG1

Applications

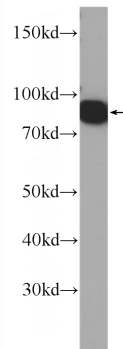
ELISA, WB, IHC, IF

Dilutions

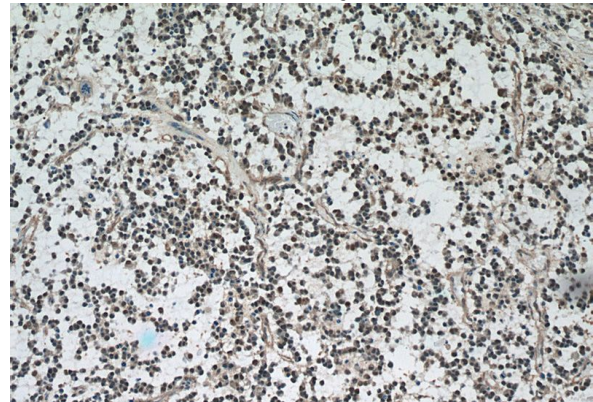
Recommended Dilution:

WB: 1:500-1:5000

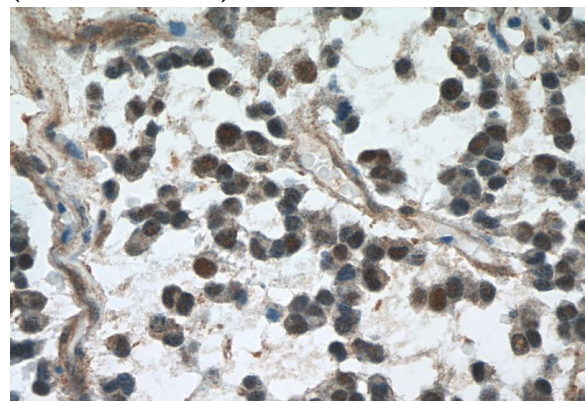
Validations



RAW 264.7 cells were subjected to SDS PAGE followed by western blot with Catalog No:107538(VCP Antibody) at dilution of 1:1000



Immunohistochemistry of paraffin-embedded human gliomas tissue slide using Catalog No:107538(VCP Antibody) at dilution of 1:50 (under 10x lens)

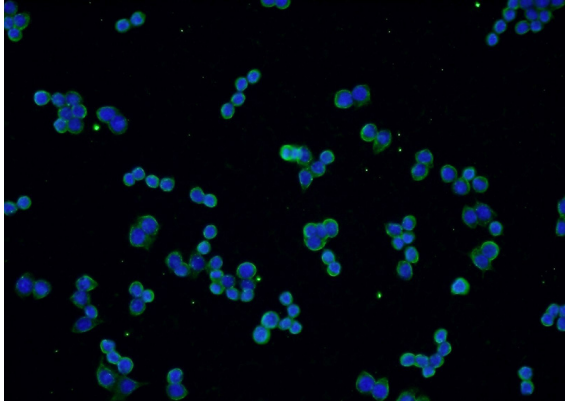


Immunohistochemistry of paraffin-embedded

VCP antibody

Catalog Number: 107538

human gliomas tissue slide using Catalog No:107538(VCP Antibody) at dilution of 1:50 (under 40x lens)



Immunofluorescent analysis of RAW 264.7 cells using Catalog No:107538(VCP Antibody) at dilution of 1:50 and Alexa Fluor 488-conjugated AffiniPure Goat Anti-Mouse IgG(H+L)