

MGAT4A antibody



Catalog Number: 112538

Product name

MGAT4A antibody

Specificity

Human; other species not tested.

Antibody description

MGAT4A Rabbit Polyclonal antibody. Positive WB detected in HeLa cells. Positive IHC detected in human small intestine tissue. Observed molecular weight by Western-blot: 68 kDa

Preparation

This antibody was obtained by immunization of MGAT4A recombinant protein (Accession Number: NM_012214). Purification method: Antigen affinity purified.

Formulation

PBS with 0.1% sodium azide and 50% glycerol pH 7.3.

Storage

Store at -20°C. DO NOT ALIQUOT

Clonality

Polyclonal

Ig Type

Rabbit IgG

Applications

ELISA, WB, IHC

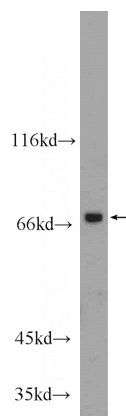
Dilutions

Recommended Dilution:

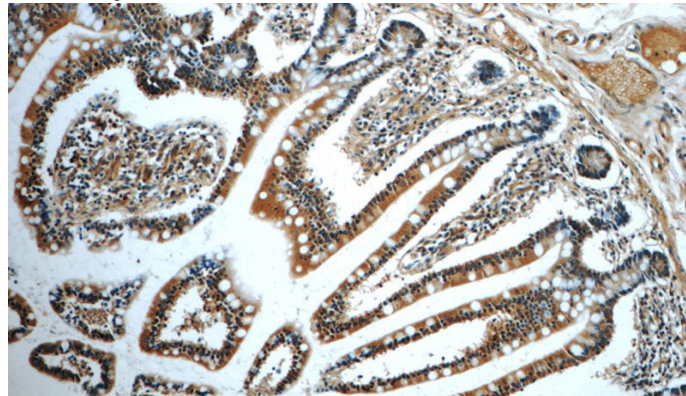
WB: 1:500-1:5000


IHC: 1:20-1:200

Validations



HeLa cells were subjected to SDS PAGE followed by western blot with Catalog No:112538(MGAT4A Antibody) at dilution of 1:1000



Immunohistochemistry of paraffin-embedded human small intestine tissue slide using Catalog No:112538(MGAT4A Antibody) at dilution of 1:50 (under 10x lens) 

Immunohistochemistry of paraffin-embedded human small intestine tissue slide using Catalog No:112538(MGAT4A Antibody) at dilution of 1:50 (under 40x lens)