

FBLIM1 antibody

Catalog Number: 110538

Product name

FBLIM1 antibody

Specificity

Human, Mouse, Rat; other species not tested.

Antibody description

FBLIM1 Rabbit Polyclonal antibody. Positive IHC detected in human lung cancer tissue. Positive WB detected in HepG2 cells, HEK-293 cells, HeLa cells, human heart tissue, K-562 cells. Observed molecular weight by Western-blot: 45-48 kDa

Preparation

This antibody was obtained by immunization of FBLIM1 recombinant protein (Accession Number: XM_047423104). Purification method: Antigen affinity purified.

Formulation

PBS with 0.02% sodium azide and 50% glycerol pH 7.3.

Storage

Store at -20°C. DO NOT ALIQUOT

Clonality

Polyclonal

Ig Type

Rabbit IgG

Applications

ELISA, WB, IHC


Dilutions

Recommended Dilution:

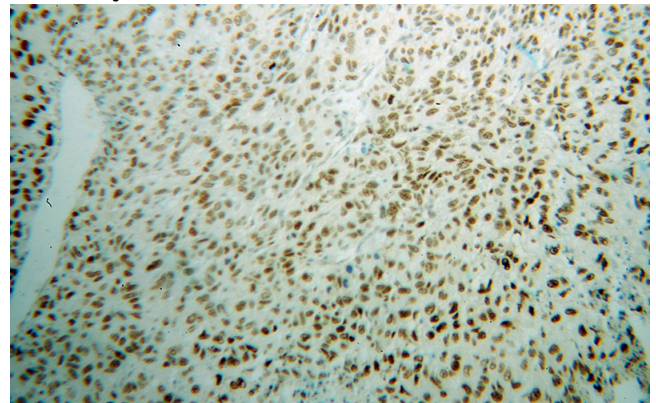
WB: 1:500-1:5000

IHC: 1:20-1:200

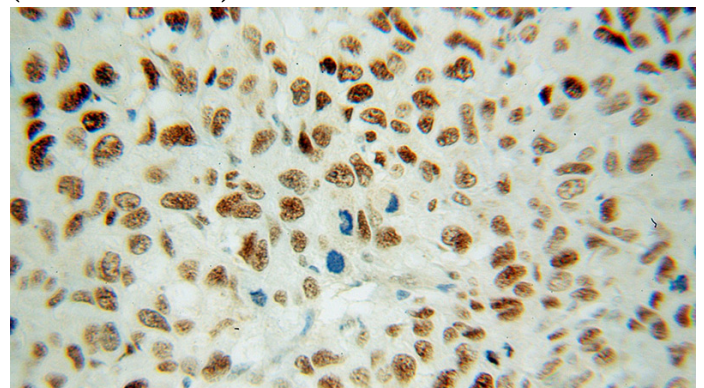
Validations



HepG2 cells were subjected to SDS PAGE followed by western blot with Catalog No:110538(FBLIM1 antibody) at dilution of 1:500



Immunohistochemical of paraffin-embedded human lung cancer using Catalog No:110538(FBLIM1 antibody) at dilution of 1:100 (under 10x lens)



Immunohistochemical of paraffin-embedded human lung cancer using Catalog No:110538(FBLIM1 antibody) at dilution of 1:100

FBLIM1 antibody



Catalog Number: 110538

(under 40x lens)