

Calpain 9 antibody



Catalog Number: 108838

Product name

Calpain 9 antibody

Recommended Dilution:

WB: 1:500-1:5000

Specificity

Human, Mouse, Rat; other species not tested.

IHC: 1:20-1:200

IF: 1:10-1:100

Antibody description

Calpain 9 Rabbit Polyclonal antibody. Positive IHC detected in human stomach cancer tissue, human kidney tissue, human lung tissue, human ovary tissue, human stomach tissue, human testis tissue. Positive IF detected in HepG2 cells. Positive WB detected in human stomach tissue, HL-60 cells, mouse small intestine tissue. Observed molecular weight by Western-blot: 60-66 kDa

Validations



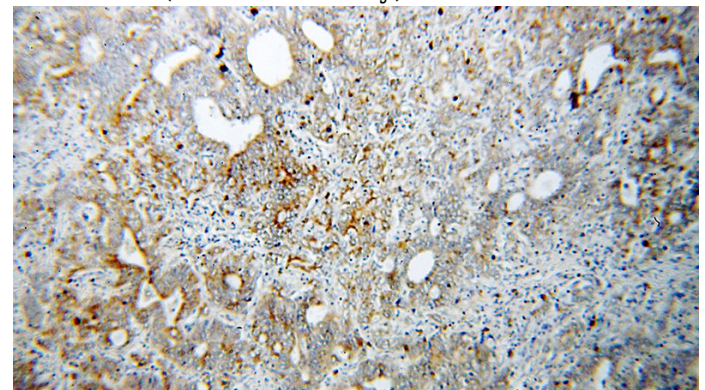
Preparation

This antibody was obtained by immunization of Calpain 9 recombinant protein (Accession Number: NM_001319676). Purification method: Antigen affinity purified.

human stomach tissue were subjected to SDS PAGE followed by western blot with Catalog No:108838(CAPN9 antibody) at dilution of 1:1200

Formulation

PBS with 0.02% sodium azide and 50% glycerol pH 7.3.



Storage

Store at -20°C. DO NOT ALIQUOT

Clonality

Polyclonal

Immunohistochemical of paraffin-embedded human stomach cancer using Catalog No:108838(CAPN9 antibody) at dilution of 1:100 (under 10x lens)

Ig Type

Rabbit IgG

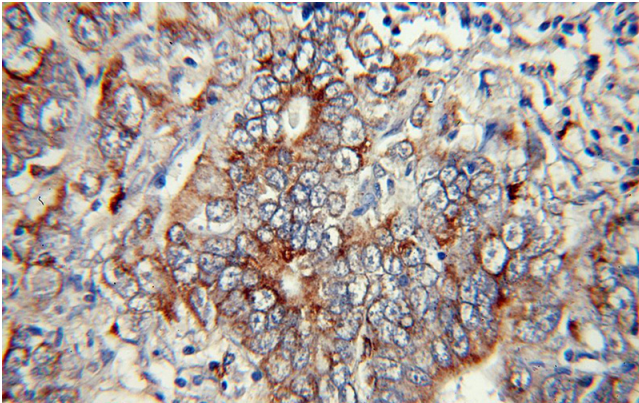
Applications

ELISA, WB, IHC, IF

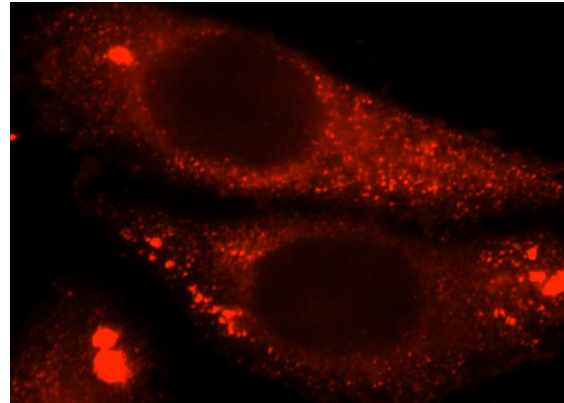
Dilutions

Calpain 9 antibody

Catalog Number: 108838



Immunohistochemical of paraffin-embedded human stomach cancer using Catalog No:108838(CAPN9 antibody) at dilution of 1:100 (under 40x lens)



Immunofluorescent analysis of HepG2 cells, using CAPN9 antibody Catalog No:108838 at 1:25 dilution and Rhodamine-labeled goat anti-rabbit IgG (red).