

Collagen Type VI antibody



Catalog Number: 109438

Product name

Collagen Type VI antibody

Specificity

Human, Mouse, Rat; other species not tested.

Antibody description

Collagen Type VI Rabbit Polyclonal antibody. Positive WB detected in human skeletal muscle tissue, human heart tissue. Positive IP detected in mouse heart tissue. Positive IHC detected in human kidney tissue, human heart tissue, human liver tissue, human lung tissue, human ovary tissue, human placenta tissue, human skin tissue, human spleen tissue, human testis tissue. Positive IF detected in mouse skeletal muscle tissue. Observed molecular weight by Western-blot: 140 kDa

Preparation

This antibody was obtained by immunization of Collagen Type VI recombinant protein (Accession Number: NM_001848). Purification method: Antigen affinity purified.

Formulation

PBS with 0.02% sodium azide and 50% glycerol pH 7.3.

Storage

Store at -20°C. DO NOT ALIQUOT

Clonality

Polyclonal

Ig Type

Rabbit IgG

Applications

ELISA, WB, IHC, IF, IP

Dilutions

Recommended Dilution:


WB: 1:500-1:5000

IP: 1:200-1:2000

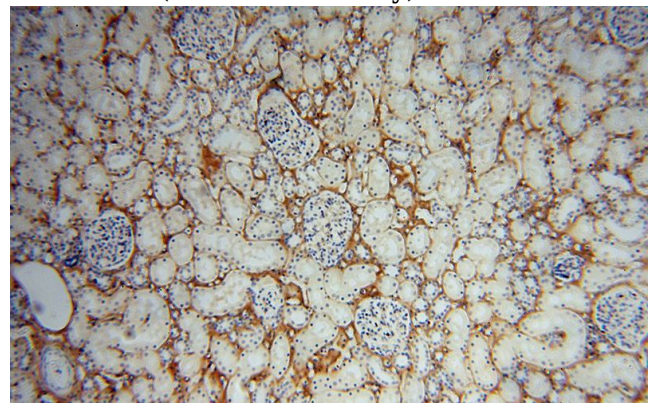
IHC: 1:20-1:200

IF: 1:20-1:200

Validations



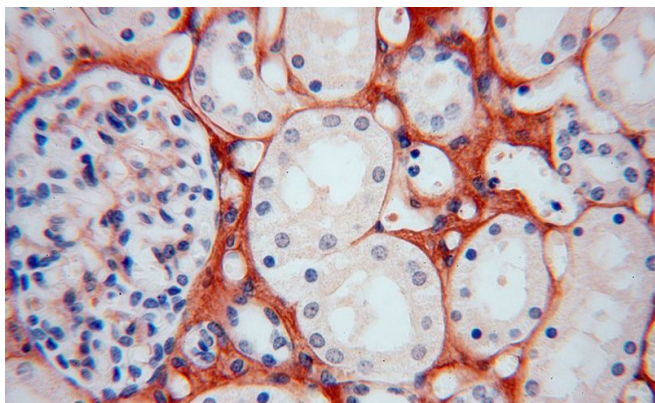
human skeletal muscle tissue were subjected to SDS PAGE followed by western blot with Catalog No:109438(COL6A1 antibody) at dilution of 1:500



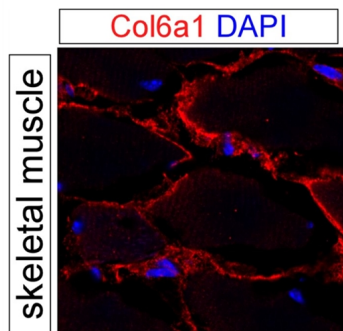
Immunohistochemical of paraffin-embedded human kidney using Catalog No:109438(COL6A1 antibody) at dilution of 1:100 (under 10x lens)

Collagen Type VI antibody

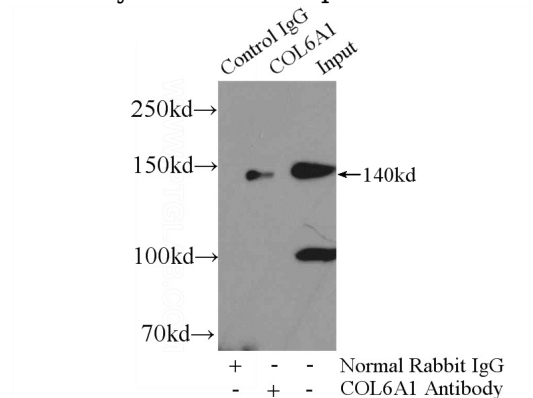
Catalog Number: 109438



Immunohistochemical of paraffin-embedded human kidney using Catalog No:109438(COL6A1 antibody) at dilution of 1:100 (under 40x lens)



IF result of anti-COL6A1 (Catalog No:109438, 1:500) with PFA fixed mouse skeletal muscle tissue by Dr. Daniel Kopinke.



IP Result of anti-COL6A1 (IP:Catalog No:109438, 4ug; Detection:Catalog No:109438 1:500) with mouse heart tissue lysate 8000ug.