

FABP3 antibody

Catalog Number: 110438

Product name

FABP3 antibody

Specificity

Human, Mouse, Rat; other species not tested.

Antibody description

FABP3 Rabbit Polyclonal antibody. Positive WB detected in mouse heart tissue, HepG2 cells, human heart tissue, human skeletal muscle tissue, MCF7 cells, mouse skeletal muscle tissue, rat testis tissue. Positive IHC detected in human breast cancer tissue, human heart tissue, human lung tissue, human ovary tissue, human placenta tissue, human skin tissue, human spleen tissue, human testis tissue. Observed molecular weight by Western-blot: 15 kDa

Preparation

This antibody was obtained by immunization of FABP3 recombinant protein (Accession Number: NM_004102). Purification method: Antigen affinity purified.

Formulation

PBS with 0.1% sodium azide and 50% glycerol pH 7.3.

Storage

Store at -20°C. DO NOT ALIQUOT

Clonality

Polyclonal

Ig Type

Rabbit IgG

Applications

ELISA, WB, IHC

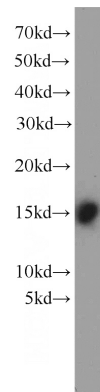
Dilutions

Recommended Dilution:

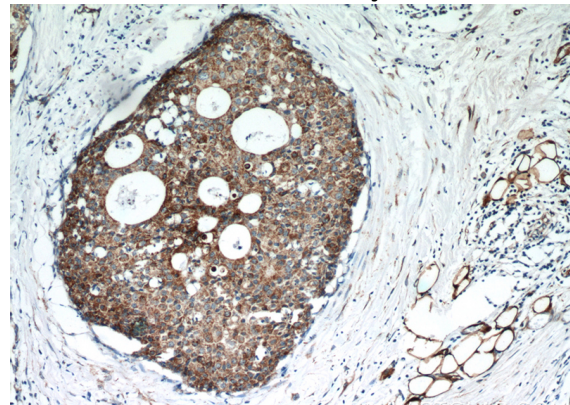
WB: 1:500-1:5000

IHC: 1:20-1:200

Validations



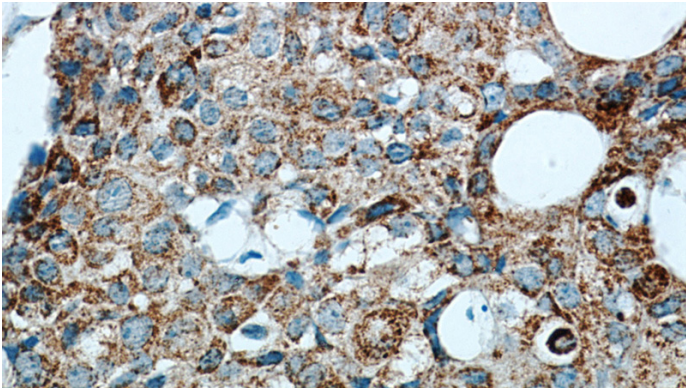
mouse heart tissue were subjected to SDS PAGE followed by western blot with Catalog No:110438(FABP3 antibody) at dilution of 1:1000



Immunohistochemical of paraffin-embedded human breast cancer using Catalog No:110438(FABP3 antibody) at dilution of 1:50 (under 10x lens)

FABP3 antibody

Catalog Number: 110438



Immunohistochemical of paraffin-embedded human breast cancer using Catalog No:110438(FABP3 antibody) at dilution of 1:50 (under 40x lens)