

C4BPA antibody



Catalog Number: 108728

Product name

C4BPA antibody

Specificity

Human; other species not tested.

Antibody description

C4BPA Rabbit Polyclonal antibody. Positive WB detected in human blood tissue, human plasma tissue. Positive IHC detected in human liver cancer tissue. Observed molecular weight by Western-blot: 70 kDa

Preparation

This antibody was obtained by immunization of C4BPA recombinant protein (Accession Number: NM_000715). Purification method: Antigen affinity purified.

Formulation

PBS with 0.02% sodium azide and 50% glycerol pH 7.3.

Storage

Store at -20°C. DO NOT ALIQUOT

Clonality

Polyclonal

Ig Type

Rabbit IgG

Applications

ELISA, WB, IHC

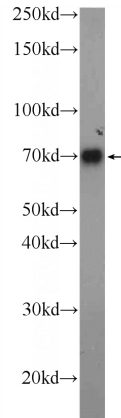
Dilutions

Recommended Dilution:

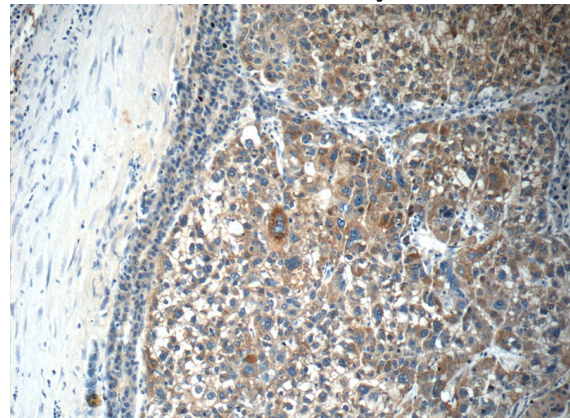
WB: 1:200-1:2000


IHC: 1:20-1:200

Validations



human blood tissue were subjected to SDS PAGE followed by western blot with Catalog No:108728(C4BPA Antibody) at dilution of 1:600



Immunohistochemistry of paraffin-embedded human liver cancer tissue slide using Catalog No:108728(C4BPA Antibody) at dilution of 1:50 (under 10x lens) 

Immunohistochemistry of paraffin-embedded human liver cancer tissue slide using Catalog No:108728(C4BPA Antibody) at dilution of 1:50 (under 40x lens)