

STMN4 antibody

Catalog Number: 115728

Product name

STMN4 antibody

IP: 1:500-1:5000

IHC: 1:20-1:200

Specificity

Human, Mouse, Rat; other species not tested.

Antibody description

STMN4 Rabbit Polyclonal antibody. Positive IP detected in mouse brain tissue. Positive WB detected in human brain tissue. Positive IHC detected in human gliomas tissue, human brain tissue. Observed molecular weight by Western-blot: 25kd

Preparation

This antibody was obtained by immunization of STMN4 recombinant protein (Accession Number: NM_030795). Purification method: Antigen affinity purified.

Formulation

PBS with 0.1% sodium azide and 50% glycerol pH 7.3.

Storage

Store at -20°C. DO NOT ALIQUOT

Clonality

Polyclonal

Ig Type

Rabbit IgG

Applications

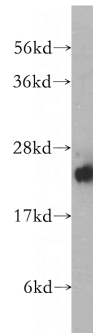
ELISA, WB, IP, IHC

Dilutions

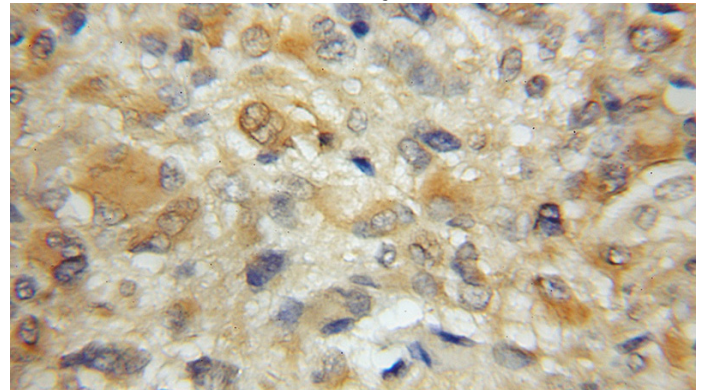
Recommended Dilution:

WB: 1:1000-1:10000

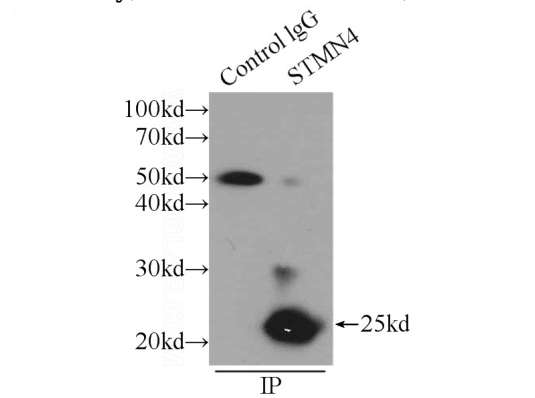
Validations



human brain tissue were subjected to SDS PAGE followed by western blot with Catalog No:115728(STMN4 antibody) at dilution of 1:1000



Immunohistochemical of paraffin-embedded human gliomas using Catalog No:115728(STMN4 antibody) at dilution of 1:50 (under 10x lens)



IP Result of anti-STMN4 (IP:Catalog No:115728, 3ug; Detection:Catalog No:115728 1:1000) with

STMN4 antibody



Catalog Number: 115728

mouse brain tissue lysate 6000ug.