

CUX1 antibody

Catalog Number: 109628

Product name

CUX1 antibody

WB: 1:1000-1:10000

IP: 1:500-1:5000

Specificity


Human, Mouse, Rat; other species not tested.

IF: 1:10-1:100

Antibody description

CUX1 Rabbit Polyclonal antibody. Positive IF detected in HepG2 cells. Positive IP detected in mouse brain tissue. Positive WB detected in human brain tissue, human liver tissue, Jurkat cells, mouse brain tissue, mouse liver tissue, rat brain tissue. Observed molecular weight by Western-blot: 80kd

Validations



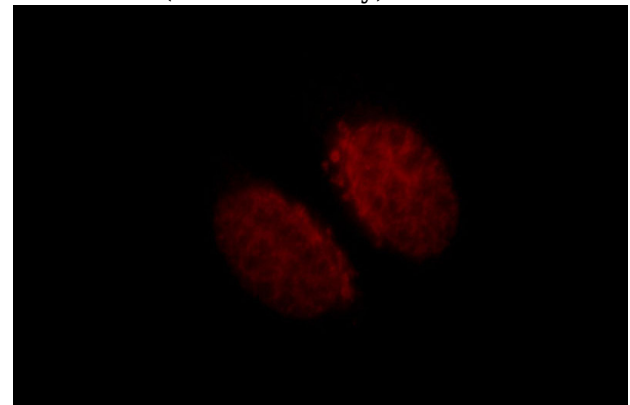
Preparation

This antibody was obtained by immunization of CUX1 recombinant protein (Accession Number: NM_181500). Purification method: Antigen affinity purified.

human brain tissue were subjected to SDS PAGE followed by western blot with Catalog No:109628(CUX1 antibody) at dilution of 1:2000

Formulation

PBS with 0.1% sodium azide and 50% glycerol pH 7.3.



Storage

Store at -20°C. DO NOT ALIQUOT

Clonality

Polyclonal

Immunofluorescent analysis of HepG2 cells, using CUX1 antibody Catalog No:109628 at 1:25 dilution and Rhodamine-labeled goat anti-rabbit

Ig Type

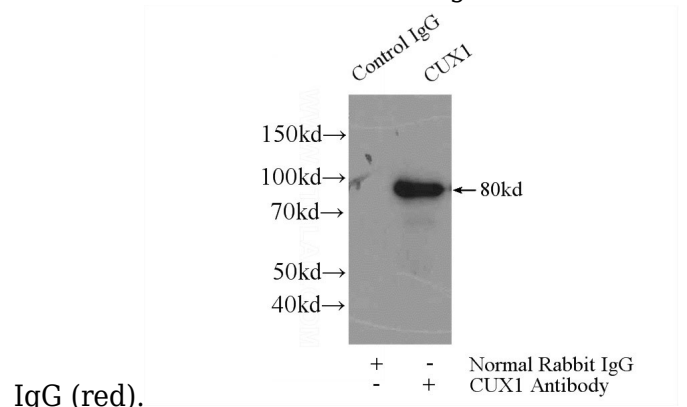
Rabbit IgG

Applications

ELISA, WB, IF, IP

Dilutions

Recommended Dilution:



IgG (red).

CUX1 antibody



Catalog Number: 109628

IP Result of anti-CUX1 (IP:Catalog No:109628,

4ug; Detection:Catalog No:109628 1:1000) with mouse brain tissue lysate 4000ug.