

FAM3B Polyclonal Antibody



Catalog Number: 160628

Product name

FAM3B Polyclonal Antibody

Specificity

Human, Mouse, Rat

Antibody description

Polyclonal antibody to FAM3B

Preparation

Antigen: Recombinant fusion protein containing a sequence corresponding to amino acids 30-235 of human FAM3B (NP_478066.3).

Formulation

PBS with 0.02% sodium azide, 50% glycerol, pH7.3.

Storage

Store at -20°C. Avoid freeze / thaw cycles.

Clonality

Polyclonal

Ig Type

Rabbit IgG

Applications

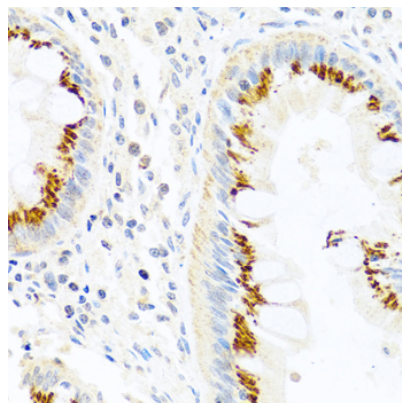
IHC, IF

Dilutions

IHC 1:100 - 1:200

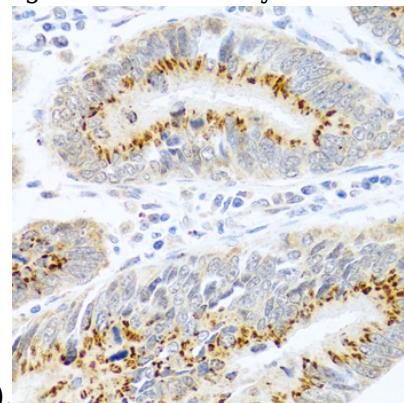
IF 1:100 - 1:200

Validations



Immunohistochemistry - FAM3B Polyclonal Antibody

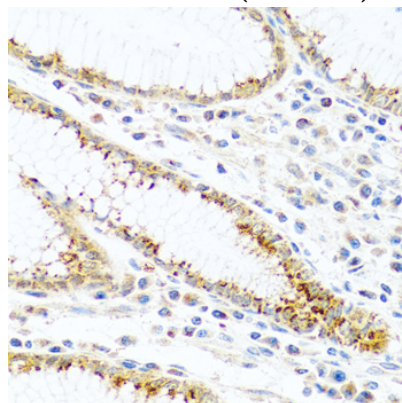
Immunohistochemistry of paraffin-embedded human colon using FAM3B antibody at dilution of



1:100 (40x lens).

Immunohistochemistry - FAM3B Polyclonal Antibody

Immunohistochemistry of paraffin-embedded human colon carcinoma using FAM3B antibody at dilution of 1:100 (40x lens).



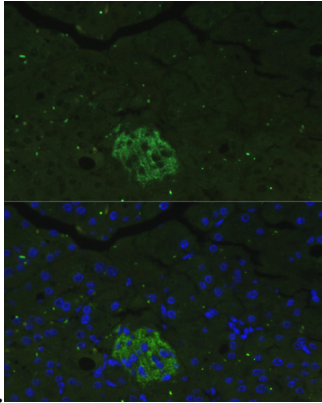
Immunohistochemistry - FAM3B Polyclonal Antibody

FAM3B Polyclonal Antibody



Catalog Number: 160628

Immunohistochemistry of paraffin-embedded human stomach using FAM3B antibody at dilution



of 1:100 (40x lens).

Immunofluorescence - FAM3B Polyclonal Antibody

Immunofluorescence analysis of mouse pancreas cells using FAM3B antibody at dilution of 1:100. Blue: DAPI for nuclear staining.