

# Cytoglobin antibody



Catalog Number: 107228

## Product name

Cytoglobin antibody

WB: 1:500-1:5000

IHC: 1:20-1:200


## Specificity

Human, Mouse, Pig, Rat; other species not tested.

## Validations

## Antibody description

Cytoglobin Mouse Monoclonal antibody. Positive IHC detected in human liver tissue, human bladder tissue, human heart tissue. Positive WB detected in Human heart, pig heart tissue, rat heart tissue, Transfected HEK-293 cells. Observed molecular weight by Western-blot: 27-29 kDa



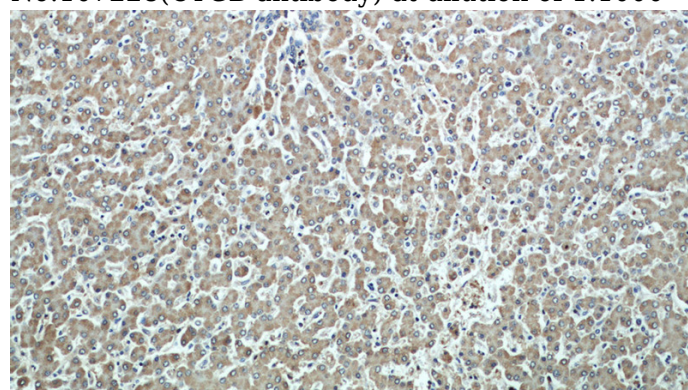
## Preparation

This antibody was obtained by immunization of Cytoglobin recombinant protein (Accession Number: NM\_134268). Purification method: Protein G purified.

human heart tissue were subjected to SDS PAGE followed by western blot with Catalog No:107228(CYGB antibody) at dilution of 1:1000

## Formulation

PBS with 0.02% sodium azide and 50% glycerol pH 7.3.



## Storage

Store at -20°C. DO NOT ALIQUOT

## Clonality

Monoclonal

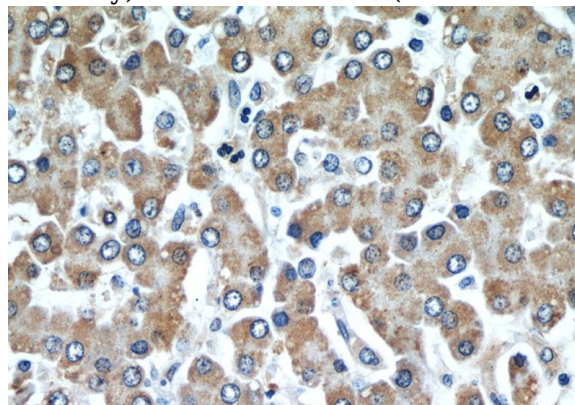
## Ig Type

Mouse IgG1

## Applications

ELISA, WB, IHC

Immunohistochemical of paraffin-embedded human liver using Catalog No:107228(CYGB antibody) at dilution of 1:50 (under 10x lens)



## Dilutions

Recommended Dilution:

Immunohistochemical of paraffin-embedded human liver using Catalog No:107228(CYGB antibody) at dilution of 1:50 (under 40x lens)