

DHX16 antibody

Catalog Number: 109928

Product name

DHX16 antibody

IHC: 1:10-1:100

IF: 1:20-1:200

Specificity

Human, Mouse; other species not tested.

Antibody description

DHX16 Rabbit Polyclonal antibody. Positive WB detected in Jurkat cells, HeLa cells, human brain tissue, mouse testis tissue. Positive IF detected in MCF-7 cells. Positive IHC detected in human lymphoma tissue. Observed molecular weight by Western-blot: 119 kDa

Preparation

This antibody was obtained by immunization of DHX16 recombinant protein (Accession Number: NM_003587). Purification method: Antigen affinity purified.

Formulation

PBS with 0.1% sodium azide and 50% glycerol pH 7.3.

Storage

Store at -20°C. DO NOT ALIQUOT

Clonality

Polyclonal

Ig Type

Rabbit IgG

Applications


ELISA, WB, IHC, IF

Dilutions

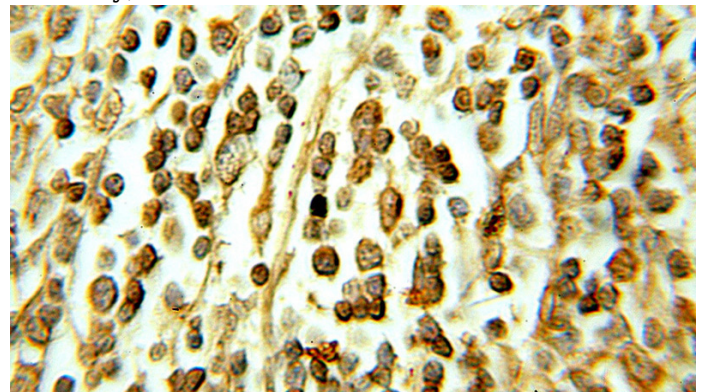
Recommended Dilution:

WB: 1:500-1:5000

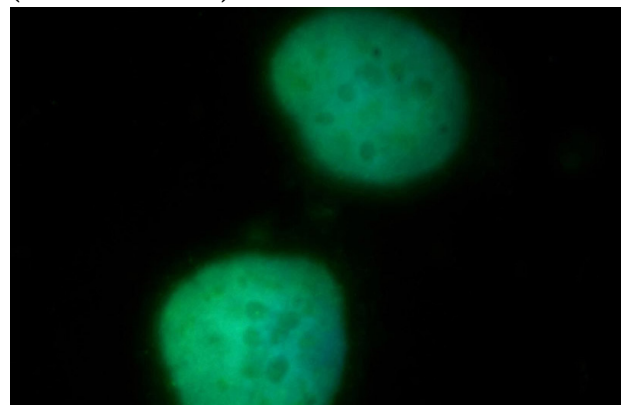
Validations



Jurkat cells were subjected to SDS PAGE followed by western blot with Catalog No:109928(DHX16 antibody) at dilution of 1:1000



Immunohistochemical of paraffin-embedded human lymphoma using Catalog No:109928(DHX16 antibody) at dilution of 1:10 (under 10x lens)



Immunofluorescent analysis of MCF-7 cells, using

DHX16 antibody



Catalog Number: 109928

DHX16 antibody Catalog No:109928 at 1:50 dilution and FITC-labeled donkey anti-rabbit

IgG(green). Blue pseudocolor = DAPI (fluorescent DNA dye).