

TDRD3 antibody

Catalog Number: 115928

Product name

TDRD3 antibody

IP: 1:500-1:5000

IF: 1:10-1:100

Specificity

Human, Mouse, Rat; other species not tested.

Antibody description

TDRD3 Rabbit Polyclonal antibody. Positive IP detected in HeLa cells. Positive WB detected in HEK-293 cells. Positive IF detected in HeLa cells. Observed molecular weight by Western-blot: 73 kDa; 83 kDa

Preparation

This antibody was obtained by immunization of TDRD3 recombinant protein (Accession Number: NM_030794). Purification method: Antigen affinity purified.

Formulation

PBS with 0.02% sodium azide and 50% glycerol pH 7.3.

Storage

Store at -20°C. DO NOT ALIQUOT

Clonality

Polyclonal

Ig Type

Rabbit IgG

Applications


ELISA, WB, IP, IF

Dilutions

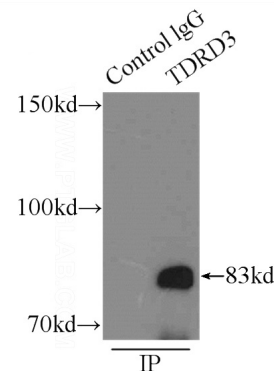
Recommended Dilution:

WB: 1:500-1:5000

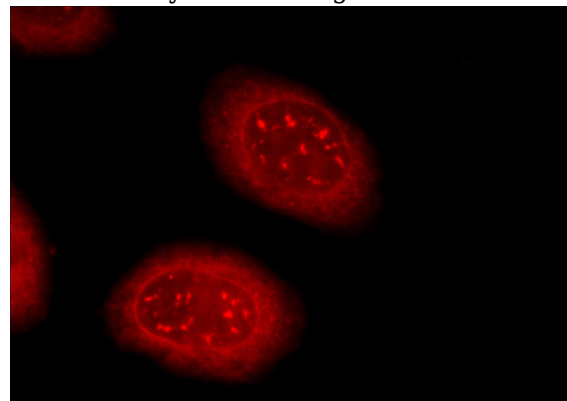
Validations



HEK-293 cells were subjected to SDS PAGE followed by western blot with Catalog No:115928(TDRD3 antibody) at dilution of 1:300



IP Result of anti-TDRD3 (IP:Catalog No:115928, 3ug; Detection:Catalog No:115928 1:1000) with HeLa cells lysate 3800ug.



Immunofluorescent analysis of HeLa cells using Catalog No:115928(TDRD3 Antibody) at dilution

TDRD3 antibody



Catalog Number: 115928

of 1:25 and Rhodamine-Goat anti-Rabbit IgG