

RAIDD antibody

Catalog Number: 114528

Product name

RAIDD antibody

Recommended Dilution:

WB: 1:500-1:5000

Specificity

Human, Mouse, Rat; other species not tested.


IP: 1:500-1:5000

IHC: 1:20-1:200

Antibody description

RAIDD Rabbit Polyclonal antibody. Positive IP detected in mouse kidney tissue. Positive WB detected in K-562 cells, HEK-293 cells, HeLa cells, MCF7 cells, mouse heart tissue, mouse kidney tissue, mouse liver tissue, mouse skeletal muscle tissue, mouse testis tissue, Raji cells. Positive IHC detected in human colon cancer tissue. Observed molecular weight by Western-blot: 23 kDa

Validations



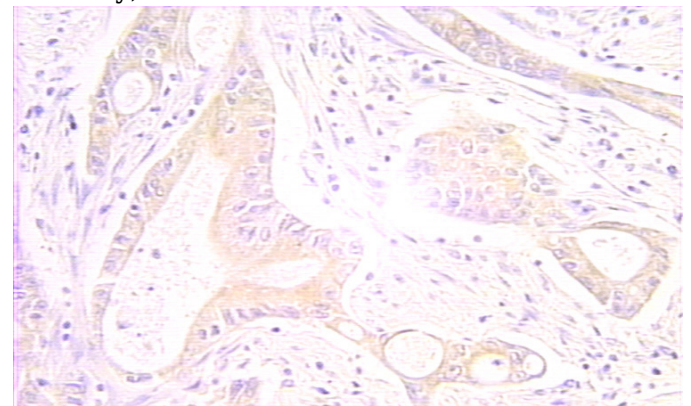
Preparation

This antibody was obtained by immunization of RAIDD recombinant protein (Accession Number: NM_003805). Purification method: Antigen affinity purified.

K-562 cells were subjected to SDS PAGE followed by western blot with Catalog No:114528(CRADD antibody) at dilution of 1:1000

Formulation

PBS with 0.1% sodium azide and 50% glycerol pH 7.3.



Storage

Store at -20°C. DO NOT ALIQUOT

Clonality

Polyclonal

Ig Type

Rabbit IgG

Applications

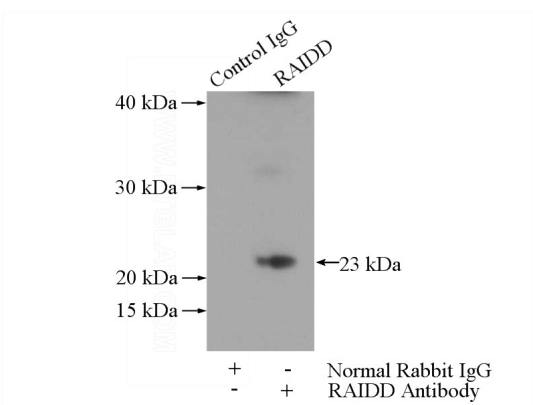
ELISA, WB, IHC, IP

Immunohistochemical of paraffin-embedded human colon cancer using Catalog No:114528(CRADD antibody) at dilution of 1:100 (under 25x lens)

Dilutions

RAIDD antibody

Catalog Number: 114528



IP Result of anti-CRADD (IP:Catalog No:114528, 3ug; Detection:Catalog No:114528 1:1000) with mouse kidney tissue lysate 4000ug.