

CALML5 antibody



Catalog Number: 108828

Product name

CALML5 antibody

IP: 1:200-1:1000

IHC: 1:20-1:200


Specificity

Human; other species not tested.

Validations

Antibody description

CALML5 Rabbit Polyclonal antibody. Positive IP detected in A431 cells. Positive WB detected in A431 cells. Positive IHC detected in human skin cancer tissue. Observed molecular weight by Western-blot: 16 kDa



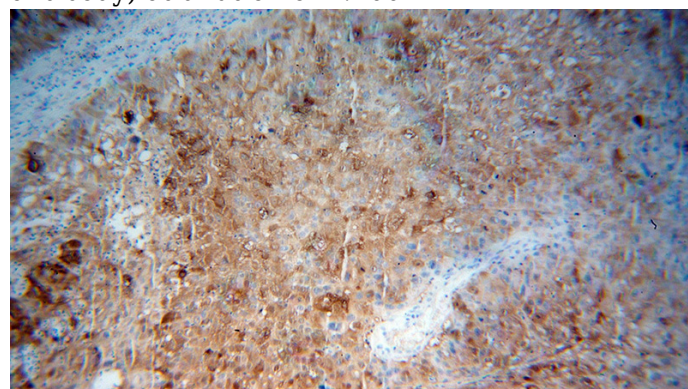
Preparation

This antibody was obtained by immunization of CALML5 recombinant protein (Accession Number: NM_017422). Purification method: Antigen affinity purified.

A431 cells were subjected to SDS PAGE followed by western blot with Catalog No:108828(CALML5 antibody) at dilution of 1:400

Formulation

PBS with 0.02% sodium azide and 50% glycerol pH 7.3.



Storage

Store at -20°C. DO NOT ALIQUOT

Clonality

Polyclonal

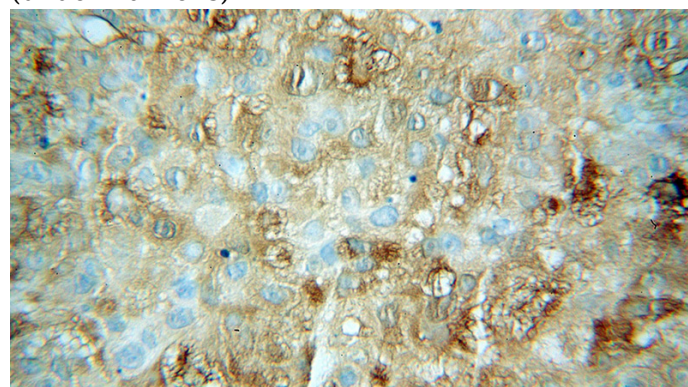
Immunohistochemical of paraffin-embedded human skin cancer using Catalog No:108828(CALML5 antibody) at dilution of 1:500 (under 10x lens)

Ig Type

Rabbit IgG

Applications

ELISA, WB, IHC, IP



Dilutions

Recommended Dilution:

WB: 1:500-1:5000

Immunohistochemical of paraffin-embedded

CALML5 antibody

Catalog Number: 108828

human skin cancer using Catalog No:108828(CALML5 antibody) at dilution of 1:500 (under 40x lens)

IP Result of anti-CALML5 (IP:Catalog No:108828, 3ug; Detection:Catalog No:108828 1:300) with A431 cells lysate 1600ug.

