

MRPL44 antibody

Catalog Number: 112828

Product name

MRPL44 antibody

IHC: 1:20-1:200


Specificity

Human, Mouse, Rat; other species not tested.

Antibody description

MRPL44 Rabbit Polyclonal antibody. Positive WB detected in HeLa cells, Jurkat cells, rat brain tissue. Positive IHC detected in human ovary tumor tissue. Observed molecular weight by Western-blot: 38 kDa

Validations



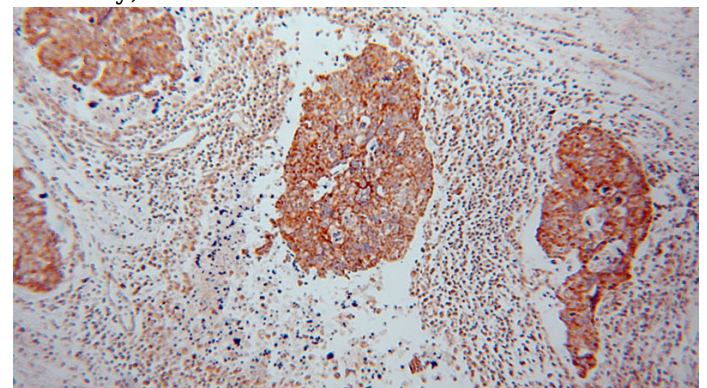
Preparation

This antibody was obtained by immunization of MRPL44 recombinant protein (Accession Number: NM_022915). Purification method: Antigen affinity purified.

HeLa cells were subjected to SDS PAGE followed by western blot with Catalog No:112828(MRPL44 antibody) at dilution of 1:500

Formulation

PBS with 0.02% sodium azide and 50% glycerol pH 7.3.



Storage

Store at -20°C. DO NOT ALIQUOT

Clonality

Polyclonal

Ig Type

Rabbit IgG

Applications

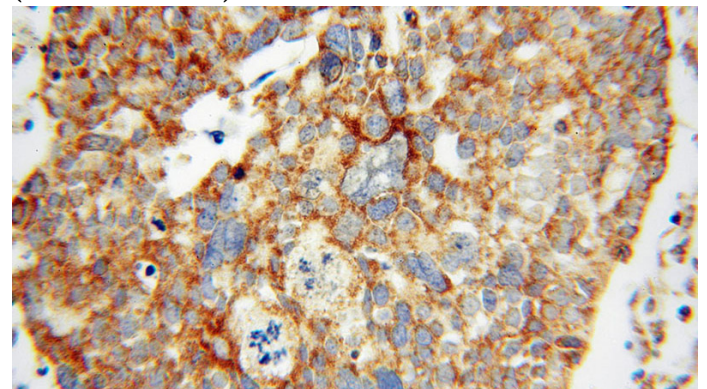
ELISA, WB, IHC

Dilutions

Recommended Dilution:

WB: 1:500-1:5000

Immunohistochemical of paraffin-embedded human ovary tumor using Catalog No:112828(MRPL44 antibody) at dilution of 1:50 (under 10x lens)



Immunohistochemical of paraffin-embedded human ovary tumor using Catalog No:112828(MRPL44 antibody) at dilution of 1:50

MRPL44 antibody



Catalog Number: 112828

(under 40x lens)