

HLA-DRB5 antibody



Catalog Number: 111428

Product name

HLA-DRB5 antibody

Specificity

Human, Mouse, Rat; other species not tested.

Antibody description

HLA-DRB5 Rabbit Polyclonal antibody. Positive IHC detected in human tonsillitis tissue. Positive WB detected in HepG2 cells, HeLa cells, HL-60 cells. Observed molecular weight by Western-blot: 30 kDa

Preparation

This antibody was obtained by immunization of HLA-DRB5 recombinant protein (Accession Number: NM_002125). Purification method: Antigen affinity purified.

Formulation

PBS with 0.1% sodium azide and 50% glycerol pH 7.3.

Storage

Store at -20°C. DO NOT ALIQUOT

Clonality

Polyclonal

Ig Type

Rabbit IgG

Applications

ELISA, WB, IHC

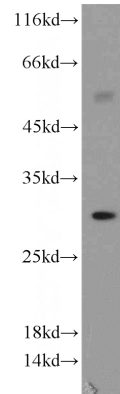
Dilutions

Recommended Dilution:

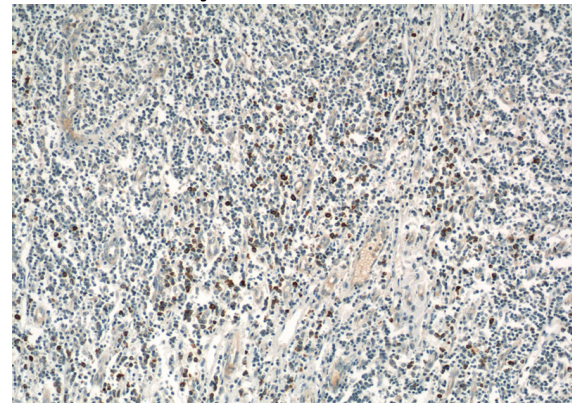
WB: 1:200-1:2000

IHC: 1:20-1:200

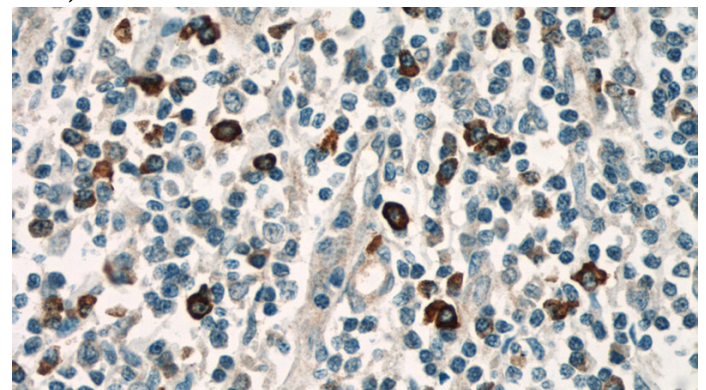
Validations



HepG2 cells were subjected to SDS PAGE followed by western blot with Catalog No:111428(HLA-DRB5 antibody) at dilution of 1:500



Immunohistochemical of paraffin-embedded human tonsillitis using Catalog No:111428(HLA-DRB5 antibody) at dilution of 1:50 (under 10x lens)



Immunohistochemical of paraffin-embedded human tonsillitis using Catalog No:111428(HLA-DRB5 antibody) at dilution of 1:50 (under 40x lens)

HLA-DRB5 antibody



Catalog Number: 111428

lens)