

Anti-LNPK antibody



Catalog Number: 175028

Product name

Anti-LNPK antibody

Specificity

Human, Mouse, Rat

Antibody description

Mouse monoclonal antibody to LNPK

Preparation

This antigen of this antibody was recombinant protein

Formulation

Liquid, 1*PBS (pH7.4), 0.2% BSA, 50% Glycerol.
Preservative: 0.05% Sodium Azide.

Storage

Store at +4°C after thawing. Aliquot store at -20°C or -80°C. Avoid repeated freeze / thaw cycles.

Clonality

Monoclonal

Ig Type

Mouse IgG1

Applications

IHC-P, ICC

Dilutions

ICC: 1:50-1:200

IHC-P: 1:50-1:200

Validations

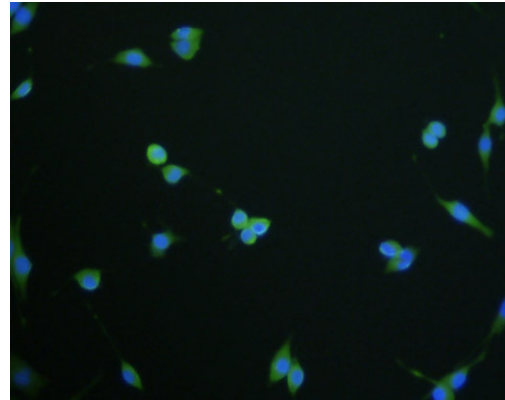


Fig1: ICC staining LNP (green) in SHG-44 cells. The nuclear counter stain is DAPI (blue). Cells were fixed in paraformaldehyde, permeabilised with 0.25% Triton X100/PBS.

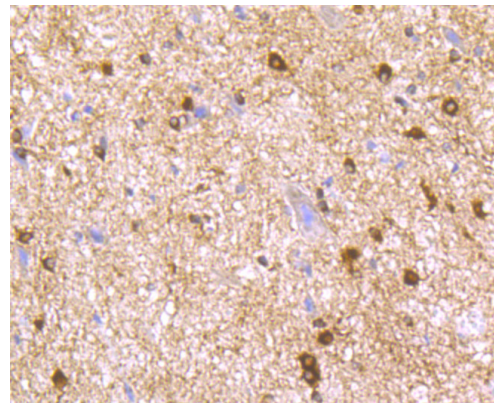


Fig2: Immunohistochemical analysis of paraffin-embedded rat spinal cord tissue using anti-LNP antibody. Counter stained with hematoxylin.

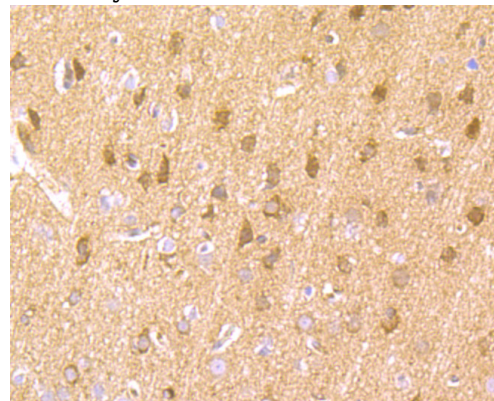


Fig3: Immunohistochemical analysis of paraffin-embedded rat brain tissue using anti-LNP antibody. Counter stained with hematoxylin.