

Myosin 2a antibody

Catalog Number: 107318

Product name

Myosin 2a antibody

Specificity

Human; other species not tested.

Antibody description

Myosin 2a Mouse Monoclonal antibody. Positive WB detected in human skeletal muscle tissue. Positive IHC detected in human skeletal muscle tissue. Observed molecular weight by Western-blot: 200 kDa

Preparation

This antibody was obtained by immunization of Peptide (Accession Number: NM_017534). Purification method: Protein A purified.

Formulation

PBS with 0.02% sodium azide and 50% glycerol pH 7.3.

Storage

Store at -20°C. DO NOT ALIQUOT

Clonality

Monoclonal

Ig Type

Mouse IgG2b

Applications

ELISA, WB, IHC


Dilutions

Recommended Dilution:


WB: 1:1000-1:10000

IHC: 1:20-1:200

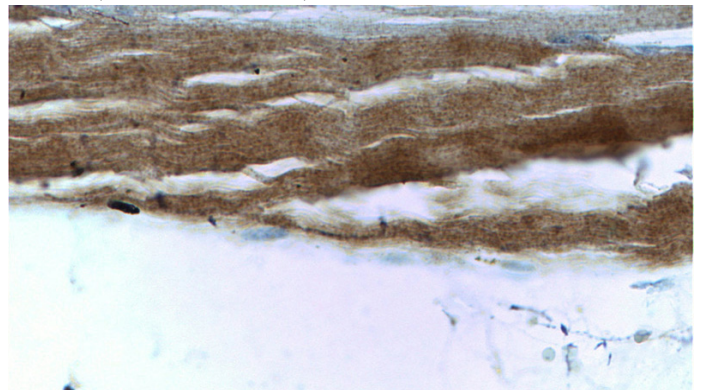
Validations



human skeletal muscle tissue were subjected to SDS PAGE followed by western blot with Catalog No:107318(Myosin 2a Antibody) at dilution of 1:4000



Immunohistochemistry of paraffin-embedded human skeletal muscle tissue slide using Catalog No:107318(Myosin 2a Antibody) at dilution of 1:100 (under 10x lens)



Immunohistochemistry of paraffin-embedded human skeletal muscle tissue slide using Catalog No:107318(Myosin 2a Antibody) at dilution of 1:100 (under 40x lens)