

PTPN2 antibody

Catalog Number: 114318

Product name

PTPN2 antibody

IP: 1:200-1:2000

IHC: 1:20-1:200

Specificity

Human, Mouse; other species not tested.

Antibody description

PTPN2 Rabbit Polyclonal antibody. Positive IHC detected in human colon cancer tissue. Positive WB detected in mouse thymus tissue, HeLa cells, HL-60 cells, NIH/3T3 cells. Positive IP detected in HL-60 cells. Observed molecular weight by Western-blot: 49 kDa, 45 kDa

Preparation

This antibody was obtained by immunization of PTPN2 recombinant protein (Accession Number: NM_080423). Purification method: Antigen affinity purified.

Formulation

PBS with 0.1% sodium azide and 50% glycerol pH 7.3.

Storage

Store at -20°C. DO NOT ALIQUOT

Clonality

Polyclonal

Ig Type

Rabbit IgG

Applications


ELISA, WB, IHC, IP

Dilutions

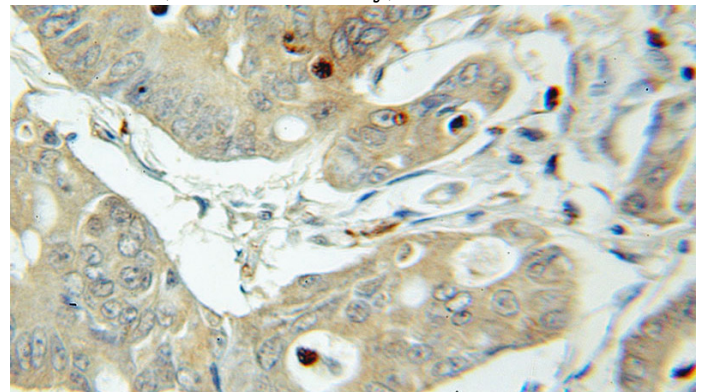
Recommended Dilution:

WB: 1:500-1:5000

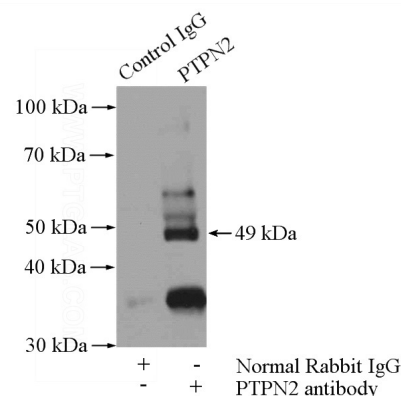
Validations



mouse thymus tissue were subjected to SDS PAGE followed by western blot with Catalog No:114318(PTPN2 antibody) at dilution of 1:1000



Immunohistochemical of paraffin-embedded human colon cancer using Catalog No:114318(PTPN2 antibody) at dilution of 1:50 (under 40x lens)



IP Result of anti-PTPN2 (IP:Catalog No:114318,

PTPN2 antibody



Catalog Number: 114318

4ug; Detection:Catalog No:114318 1:500) with HL-60 cells lysate 4000ug.