

# OCT4 antibody

Catalog Number: 113318

## Product name

OCT4 antibody

WB: 1:500-1:5000

IHC: 1:20-1:200

## Specificity

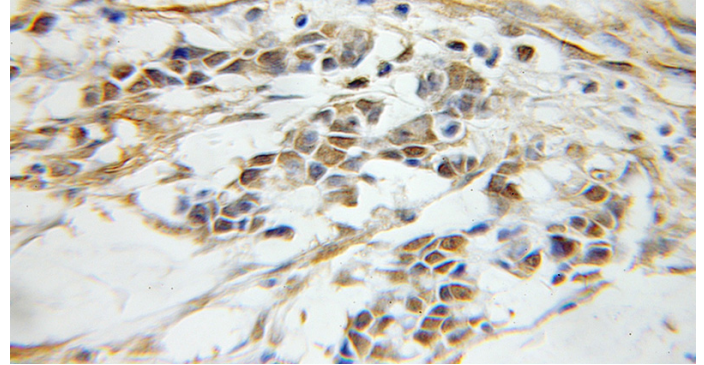
Human, Mouse, Rat; other species not tested.

IF: 1:20-1:200

## Antibody description

OCT4 Rabbit Polyclonal antibody. Positive IF detected in human embryonic stem cells. Positive IHC detected in human colon cancer tissue. Positive WB detected in H7ES cells, HEK-293 cells, hESC cells, mouse brain tissue, mouse kidney tissue. Observed molecular weight by Western-blot: 50kd

## Validations



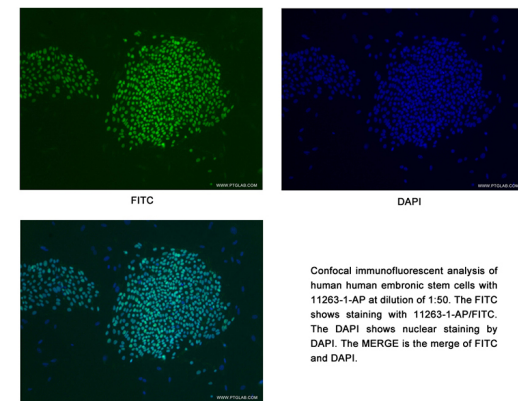
## Preparation

This antibody was obtained by immunization of  $\alpha$ CT4 recombinant protein (Accession Number: BC020712). Purification method: Antigen affinity purified.

Immunohistochemical of paraffin-embedded human colon cancer using Catalog No:113318(OCT4 antibody) at dilution of 1:50 (under 10x lens)

## Formulation

PBS with 0.02% sodium azide and 50% glycerol pH 7.3.



## Storage

Store at -20°C. DO NOT ALIQUOT

Confocal immunofluorescent analysis of human embryonic stem cells with Catalog No:113318 at dilution of 1:50. The FITC shows staining with Catalog No:113318/FITC. The DAPI shows nuclear staining by DAPI. The MERGE is the merge of FITC and DAPI.

## Clonality

Polyclonal

## Ig Type

Rabbit IgG

## Applications

ELISA, IHC, IF, WB


## Dilutions

Recommended Dilution:

# OCT4 antibody

Catalog Number: 113318

---



H7ES cells were subjected to SDS PAGE followed by western blot with Catalog No:113318(oct4 Antibody) at dilution of 1:1000

FITC and DAPI.