

# FKBP52 antibody



Catalog Number: 107218

## Product name

FKBP52 antibody

IF: 1:20-1:200


## Specificity

human; other species not tested.

## Antibody description

FKBP52 Mouse Monoclonal antibody. Positive IF detected in Hela. Positive IHC detected in human appendix. Positive WB detected in K562 cell. Observed molecular weight by Western-blot: 56kD

## Validations



## Preparation

This antibody was obtained by immunization of FKBP52 recombinant protein (Accession Number: NM\_002014). Purification method: Protein G purified.

K-562 cells were subjected to SDS PAGE followed by western blot with Catalog No:107218(FKBP52 antibody) at dilution of 1:500

## Formulation

PBS with 0.02% sodium azide and 50% glycerol pH 7.3.

## Storage

Store at -20°C. DO NOT ALIQUOT

## Clonality

Monoclonal

## Ig Type

Mouse IgG1

## Applications

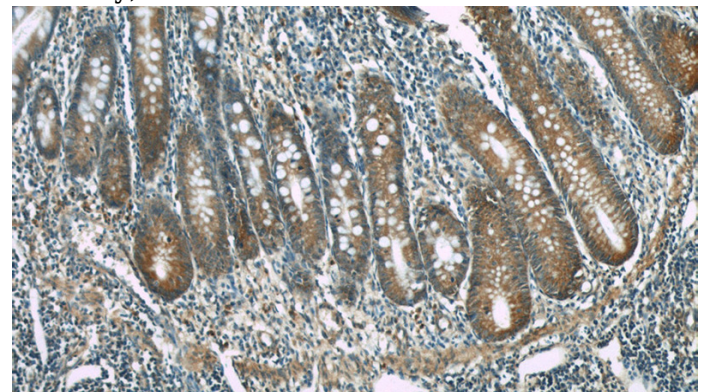
ELISA, WB, IHC, IF

## Dilutions

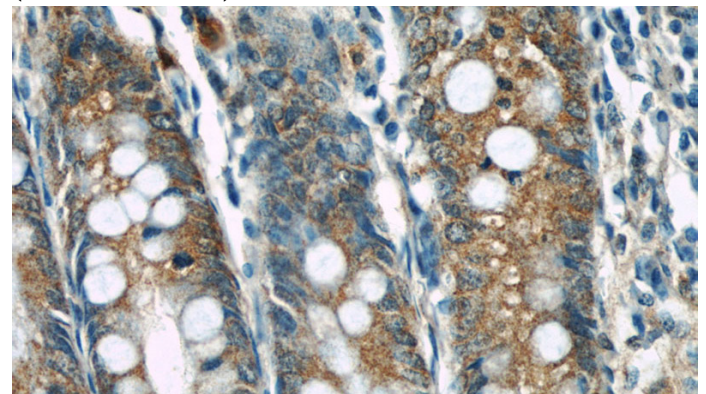
Recommended Dilution:

WB: 1:200-1:2000

IHC: 1:20-1:200



Immunohistochemical of paraffin-embedded human appendix using Catalog No:107218(FKBP52 antibody) at dilution of 1:100 (under 10x lens)



Immunohistochemical of paraffin-embedded human appendix using Catalog No:107218(FKBP52 antibody) at dilution of 1:100

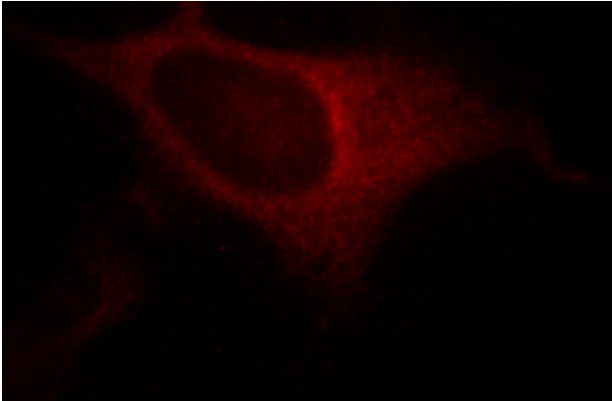
# FKBP52 antibody



Catalog Number: 107218

---

(under 40x lens)



Immunofluorescent analysis of HeLa cells, using FKBP4 antibody Catalog No: at 1:50 dilution and Rhodamine-labeled goat anti-mouse IgG (red).