

# NPLOC4 antibody

Catalog Number: 113218

## Product name

NPLOC4 antibody

## Immunogen

[Human NPLOC4 Recombinant protein \(His tag\)](#)

## Specificity

Human, Mouse, Rat; other species not tested.

## Antibody description

NPLOC4 Rabbit Polyclonal antibody. Positive IHC detected in human kidney tissue. Positive IP detected in mouse kidney tissue. Positive WB detected in mouse kidney tissue, mouse heart tissue, rat heart tissue. Observed molecular weight by Western-blot: 68kd

## Preparation

This antibody was obtained by immunization of NPLOC4 recombinant protein (Accession Number: NM\_017921). Purification method: Antigen affinity purified.

## Formulation

PBS with 0.02% sodium azide and 50% glycerol pH 7.3.

## Storage

Store at -20°C. DO NOT ALIQUOT

## Clonality

Polyclonal

## Ig Type

Rabbit IgG

## Applications

ELISA, WB, IP, IHC

## Dilutions


Recommended Dilution:

WB: 1:200-1:2000

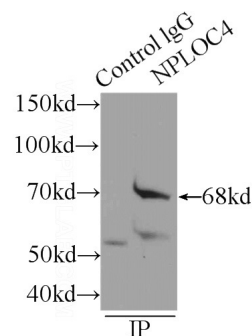
IP: 1:200-1:2000

IHC: 1:20-1:200

## Validations



mouse kidney tissue were subjected to SDS PAGE followed by western blot with Catalog No:113218(NPLOC4 antibody) at dilution of 1:200

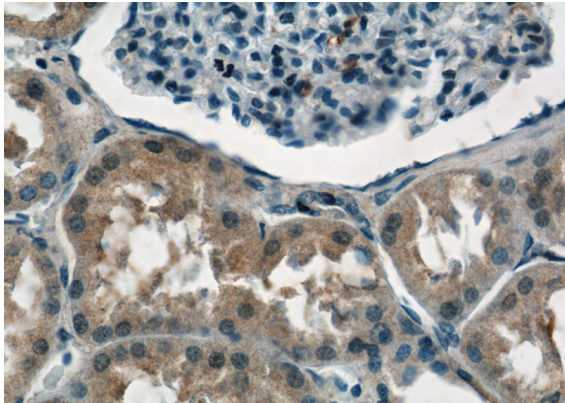


IP Result of anti-NPLOC4 (IP:Catalog No:113218, 4ug; Detection:Catalog No:113218 1:600) with mouse kidney tissue lysate 6000ug.

# NPLOC4 antibody

Catalog Number: 113218

---



Immunohistochemistry of paraffin-embedded human kidney tissue slide using Catalog No:113218(NPLoc4 Antibody) at dilution of 1:50 (under 40x lens)