

CaMKII delta antibody



Catalog Number: 108918

Product name

CaMKII delta antibody

IHC: 1:20-1:200

IF: 1:10-1:100

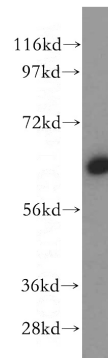
Specificity

Human, Mouse, Rat; other species not tested.

Validations

Antibody description

CaMKII delta Rabbit Polyclonal antibody. Positive WB detected in HeLa cells, human brain tissue, mouse skeletal muscle tissue. Positive IF detected in HepG2 cells. Positive IHC detected in human breast cancer tissue, mouse heart tissue. Observed molecular weight by Western-blot: 64kd



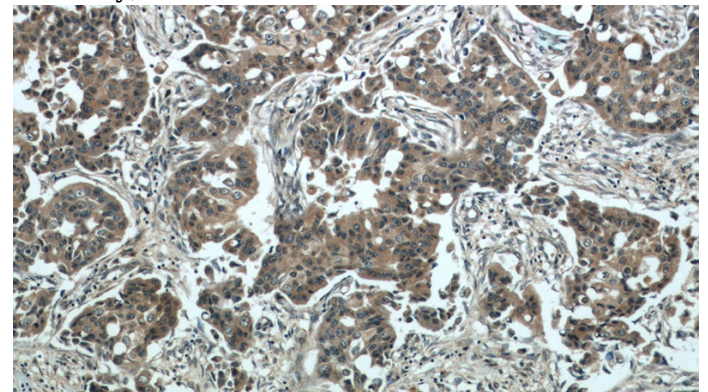
Preparation

This antibody was obtained by immunization of CaMKII delta recombinant protein (Accession Number: NM_172115). Purification method: Antigen affinity purified.

HeLa cells were subjected to SDS PAGE followed by western blot with Catalog No:108918(CAMK2D antibody) at dilution of 1:500

Formulation

PBS with 0.02% sodium azide and 50% glycerol pH 7.3.



Storage

Store at -20°C. DO NOT ALIQUOT

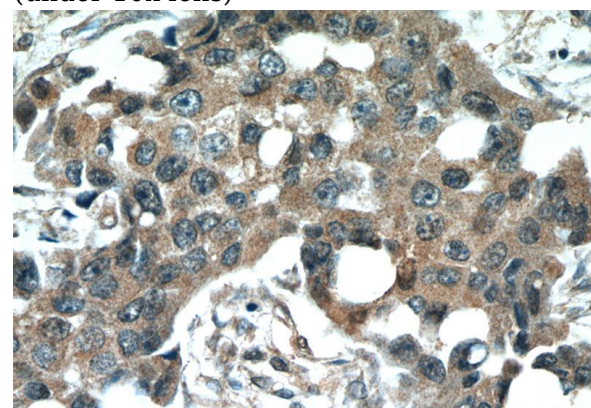
Clonality

Polyclonal

Immunohistochemical of paraffin-embedded human breast cancer using Catalog No:108918(CAMK2D antibody) at dilution of 1:50 (under 10x lens)

Ig Type

Rabbit IgG



Applications

ELISA, WB, IHC, IF

Dilutions

Recommended Dilution:

WB: 1:500-1:5000

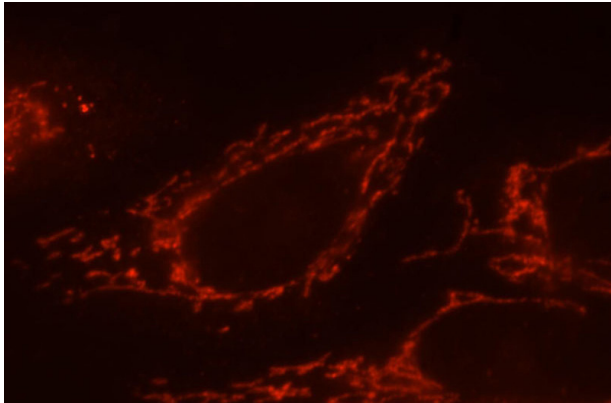
Immunohistochemical of paraffin-embedded

CaMKII delta antibody



Catalog Number: 108918

human breast cancer using Catalog No:108918(CAMK2D antibody) at dilution of 1:50 (under 40x lens)



Immunofluorescent analysis of HepG2 cells, using CAMK2D antibody Catalog No:108918 at 1:25 dilution and Rhodamine-labeled goat anti-rabbit IgG (red).