

CXCR4 Polyclonal Antibody

Catalog Number: 161118

Product name

CXCR4 Polyclonal Antibody

Specificity

Human, Mouse, Rat

Antibody description

Polyclonal antibody to CXCR4

Preparation

Antigen: Recombinant fusion protein containing a sequence corresponding to amino acids 1-42 of human CXCR4 (NP_001008540.1).

Formulation

PBS with 0.02% sodium azide, 50% glycerol, pH7.3.

Storage

Store at -20°C. Avoid freeze / thaw cycles.

Clonality

Polyclonal

Ig Type

Rabbit IgG

Applications

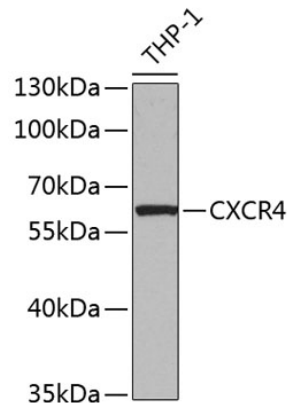
WB, IHC

Dilutions

WB 1:500 - 1:2000

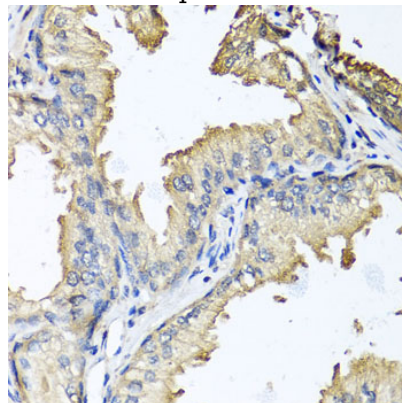
IHC 1:50 - 1:200

Validations



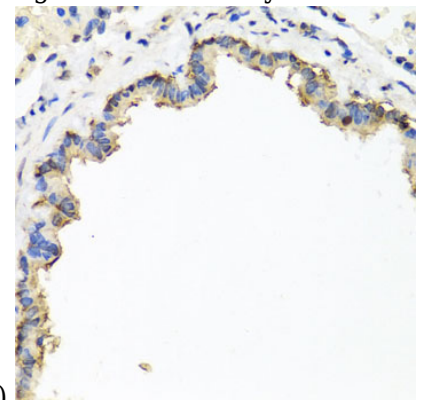
Western blot - CXCR4 Polyclonal Antibody

Western blot analysis of extracts of THP-1 cells, using CXCR4 Antibody at 1:1000 dilution. Secondary antibody: HRP Goat Anti-Rabbit IgG (H+L) at 1:10000 dilution. Lysates/proteins: 25ug per lane. Blocking buffer: 3% nonfat dry milk in TBST. Detection: ECL Basic Kit. Exposure time: 60s.



Immunohistochemistry - CXCR4 Polyclonal Antibody

Immunohistochemistry of paraffin-embedded human prostate using CXCR4 antibody at dilution



of 1:100 (40x lens).

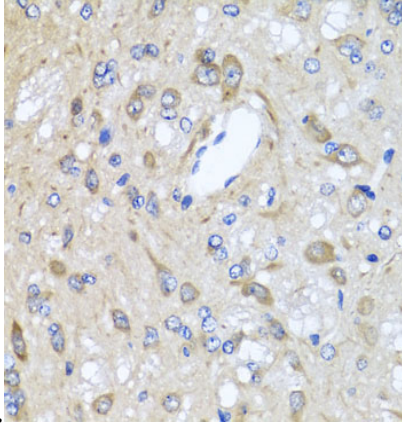
CXCR4 Polyclonal Antibody



Catalog Number: 161118

Immunohistochemistry - CXCR4 Polyclonal Antibody

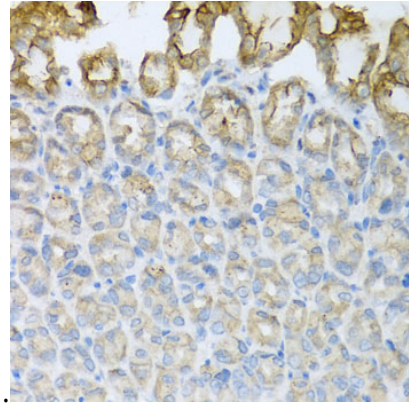
Immunohistochemistry of paraffin-embedded rat lung using CXCR4 antibody at dilution of 1:100



(40x lens).

Immunohistochemistry - CXCR4 Polyclonal Antibody

Immunohistochemistry of paraffin-embedded rat brain using CXCR4 antibody at dilution of 1:100



(40x lens).

Immunohistochemistry - CXCR4 Polyclonal Antibody

Immunohistochemistry of paraffin-embedded mouse stomach using CXCR4 antibody at dilution of 1:100 (40x lens).