

WDR92 antibody



Catalog Number: 116818

Product name

WDR92 antibody

IHC: 1:20-1:200

IF: 1:10-1:100

Specificity

Human, Mouse; other species not tested.

Antibody description

WDR92 Rabbit Polyclonal antibody. Positive WB detected in mouse testis tissue, K-562 cells. Positive IHC detected in human colon tissue, human testis tissue, mouse testis tissue. Positive IF detected in HepG2 cells. Observed molecular weight by Western-blot: 40 kDa

Preparation

This antibody was obtained by immunization of WDR92 recombinant protein (Accession Number: NM_138458). Purification method: Antigen affinity purified.

Formulation

PBS with 0.1% sodium azide and 50% glycerol pH 7.3.

Storage

Store at -20°C. DO NOT ALIQUOT

Clonality

Polyclonal

Ig Type

Rabbit IgG

Applications

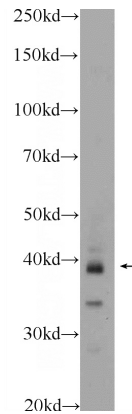
ELISA, WB, IF, IHC

Dilutions

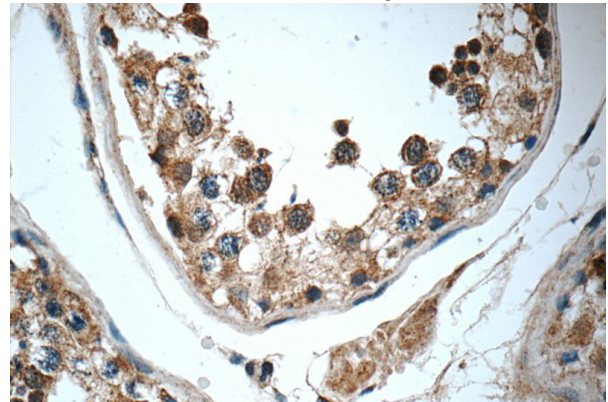
Recommended Dilution:

WB: 1:200-1:1000

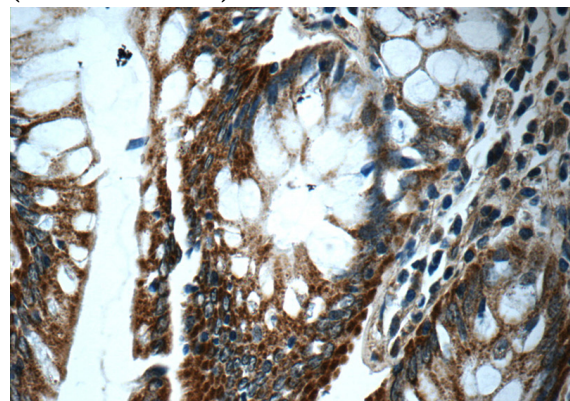
Validations



mouse testis tissue were subjected to SDS PAGE followed by western blot with Catalog No:116818(WDR92 Antibody) at dilution of 1:300



Immunohistochemistry of paraffin-embedded human testis tissue slide using Catalog No:116818(WDR92 Antibody) at dilution of 1:50 (under 40x lens)

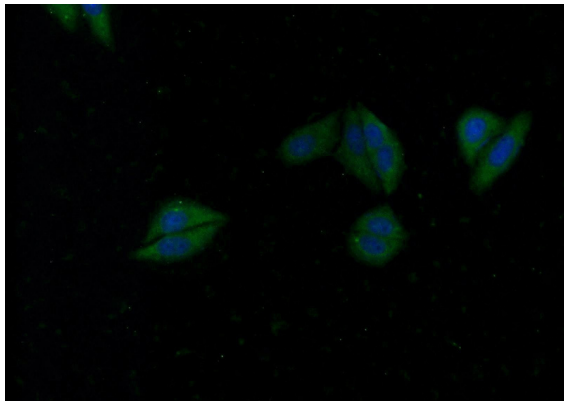


Immunohistochemistry of paraffin-embedded

WDR92 antibody

Catalog Number: 116818

human colon tissue slide using Catalog No:116818(WDR92 Antibody) at dilution of 1:50 (under 40x lens)



Immunofluorescent analysis of HepG2 cells using Catalog No:116818(WDR92 Antibody) at dilution of 1:25 and Alexa Fluor 488-conjugated AffiniPure Goat Anti-Rabbit IgG(H+L)