

HEY1 antibody

Catalog Number: 111308

Product name

HEY1 antibody

IP: 1:200-1:2000

IHC: 1:20-1:200

Specificity

Human, Mouse, Rat; other species not tested.

Antibody description

HEY1 Rabbit Polyclonal antibody. Positive IP detected in mouse kidney tissue. Positive WB detected in DU 145 cells, mouse testis tissue. Positive IHC detected in human brain tissue, human kidney tissue. Observed molecular weight by Western-blot: 32-34 kDa

Preparation

This antibody was obtained by immunization of HEY1 recombinant protein (Accession Number: NM_012258). Purification method: Antigen affinity purified.

Formulation

PBS with 0.02% sodium azide and 50% glycerol pH 7.3.

Storage

Store at -20°C. DO NOT ALIQUOT

Clonality

Polyclonal

Ig Type

Rabbit IgG

Applications

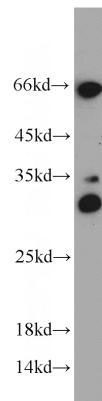
ELISA, WB, IHC, IP

Dilutions

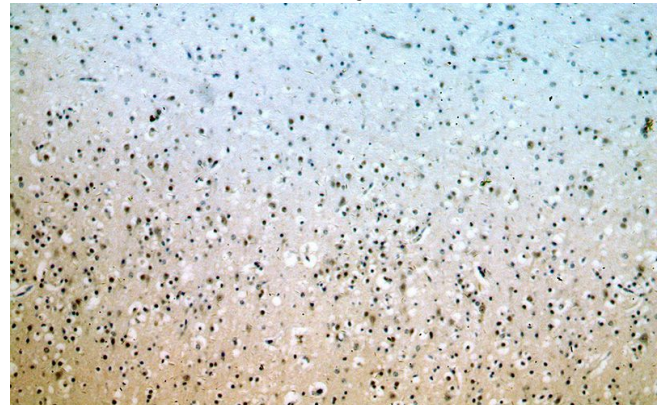
Recommended Dilution:

WB: 1:500-1:5000

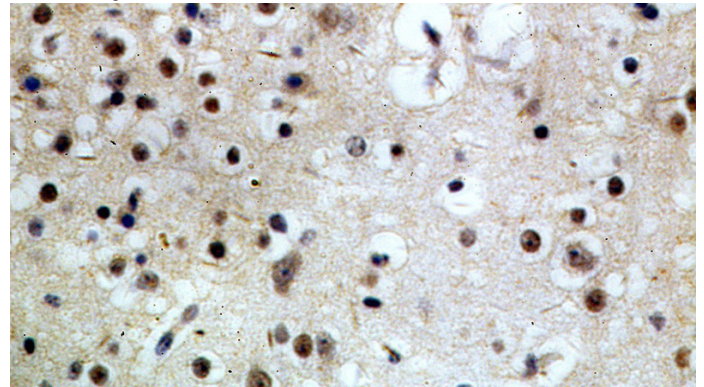
Validations



DU 145 cells were subjected to SDS PAGE followed by western blot with Catalog No:111308(HEY1 antibody) at dilution of 1:3000



Immunohistochemical of paraffin-embedded human brain using Catalog No:111308(HEY1 antibody) at dilution of 1:100 (under 10x lens)

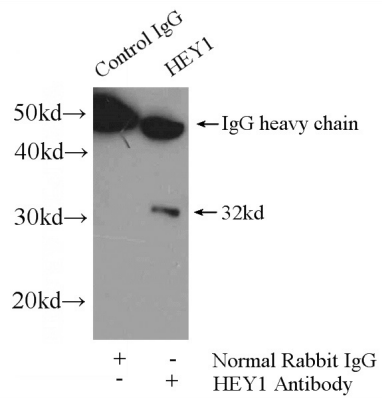


Immunohistochemical of paraffin-embedded human brain using Catalog No:111308(HEY1

HEY1 antibody

Catalog Number: 111308

antibody) at dilution of 1:100 (under 40x lens)



IP Result of anti-HEY1 (IP:Catalog No:111308, 4ug; Detection:Catalog No:111308 1:500) with mouse kidney tissue lysate 4400ug.