

SSH3 antibody

Catalog Number: 115608

Product name

SSH3 antibody

Specificity

Human, Mouse, Rat; other species not tested.

Antibody description

SSH3 Rabbit Polyclonal antibody. Positive IF detected in A431 cells. Positive IHC detected in human testis tissue, human brain tissue, human heart tissue, human kidney tissue, human lung tissue, human ovary tissue, human placenta tissue, human skin tissue, human spleen tissue. Positive WB detected in HeLa cells, A431 cells, mouse spleen tissue. Positive IP detected in A431 cells. Observed molecular weight by Western-blot: 90-95 kDa

Preparation

This antibody was obtained by immunization of SSH3 recombinant protein (Accession Number: BC004210). Purification method: Antigen affinity purified.

Formulation

PBS with 0.02% sodium azide and 50% glycerol pH 7.3.

Storage

Store at -20°C. DO NOT ALIQUOT

Clonality

Polyclonal

Ig Type

Rabbit IgG

Applications

ELISA, WB, IHC, IF, IP

Dilutions

Recommended Dilution:


WB: 1:1000-1:10000

IP: 1:500-1:5000

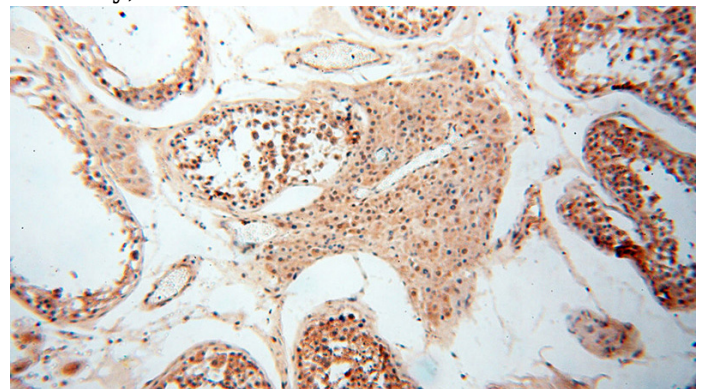
IHC: 1:20-1:200

IF: 1:10-1:100

Validations



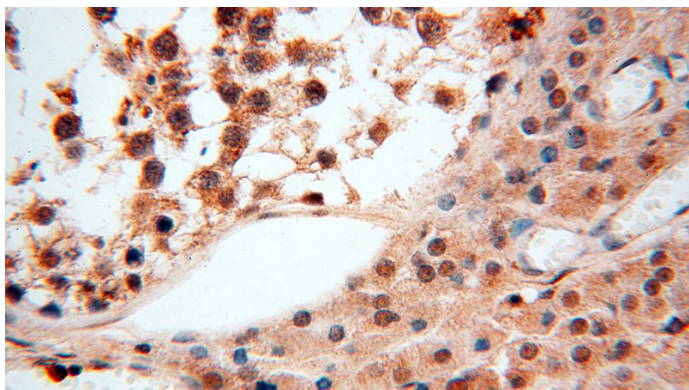
HeLa cells were subjected to SDS PAGE followed by western blot with Catalog No:115608(SSH3 antibody) at dilution of 1:800



Immunohistochemical of paraffin-embedded human testis using Catalog No:115608(SSH3 antibody) at dilution of 1:100 (under 10x lens)

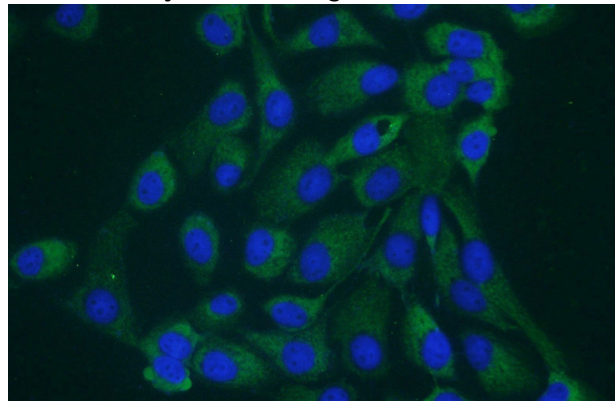
SSH3 antibody

Catalog Number: 115608



Immunohistochemical of paraffin-embedded human testis using Catalog No:115608(SSH3 antibody) at dilution of 1:100 (under 40x lens)

IP Result of anti-SSH3 (IP:Catalog No:115608, 4ug; Detection:Catalog No:115608 1:1000) with A431 cells lysate 2800ug.



Immunofluorescent analysis of A431 cells using Catalog No:115608(SSH3 Antibody) at dilution of 1:25 and Alexa Fluor 488-conjugated AffiniPure Goat Anti-Rabbit IgG(H+L)

