

VTI1B antibody



Catalog Number: 116808

Product name

VTI1B antibody

IP: 1:500-1:5000

IHC: 1:20-1:200


Specificity

Human, Mouse, Rat; other species not tested.

Validations

Antibody description

VTI1B Rabbit Polyclonal antibody. Positive WB detected in human liver tissue, C6 cells, HeLa cells, NIH/3T3 cells. Positive IP detected in HeLa cells. Positive IHC detected in human malignant melanoma tissue. Observed molecular weight by Western-blot: 29kd



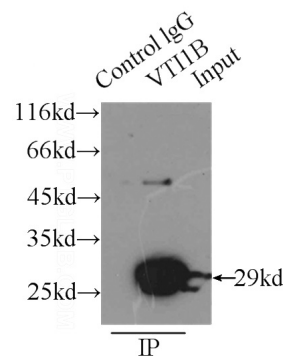
Preparation

This antibody was obtained by immunization of VTI1B recombinant protein (Accession Number: NM_006370). Purification method: Antigen affinity purified.

human liver tissue were subjected to SDS PAGE followed by western blot with Catalog No:116808(VTI1B antibody) at dilution of 1:500

Formulation

PBS with 0.02% sodium azide and 50% glycerol pH 7.3.



Storage

Store at -20°C. DO NOT ALIQUOT

Clonality

Polyclonal

IP Result of anti-VTI1B (IP:Catalog No:116808, 3ug; Detection:Catalog No:116808 1:1000) with HeLa cells lysate 2500ug.

Ig Type

Rabbit IgG

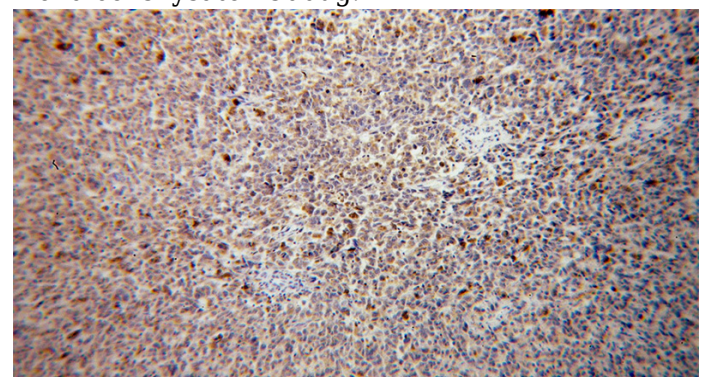
Applications

ELISA, WB, IHC, IP

Dilutions

Recommended Dilution:

WB: 1:500-1:5000

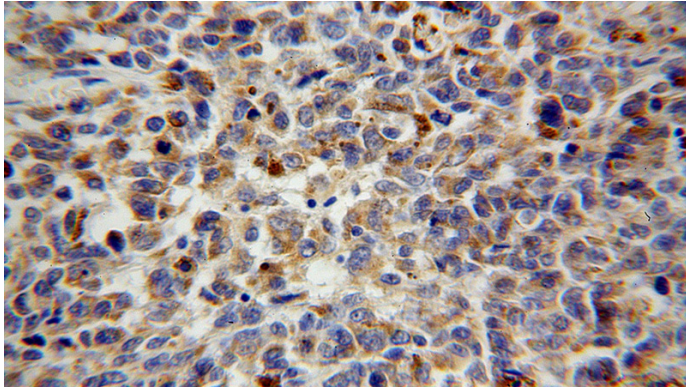


Immunohistochemical of paraffin-embedded human malignant melanoma using Catalog

VTI1B antibody

Catalog Number: 116808

No:116808(VTI1B antibody) at dilution of 1:100
(under 10x lens)



Immunohistochemical of paraffin-embedded
human malignant melanoma using Catalog
No:116808(VTI1B antibody) at dilution of 1:100
(under 40x lens)