

AMPK beta 1 antibody

Catalog Number: 108008

Product name

AMPK beta 1 antibody

IP: 1:500-1:5000

IF: 1:10-1:100

Specificity

Human, Mouse, Rat; other species not tested.

Antibody description

AMPK beta 1 Rabbit Polyclonal antibody. Positive IP detected in mouse liver tissue. Positive WB detected in mouse liver tissue, A431 cells, HEK-293 cells, HeLa cells. Positive IF detected in HEK-293 cells. Observed molecular weight by Western-blot: 38 kDa

Preparation

This antibody was obtained by immunization of AMPK beta 1 recombinant protein (Accession Number: XM_005253909). Purification method: Antigen affinity purified.

Formulation

PBS with 0.1% sodium azide and 50% glycerol pH 7.3.

Storage

Store at -20°C. DO NOT ALIQUOT

Clonality

Polyclonal

Ig Type

Rabbit IgG

Applications


ELISA, IF, WB, IP

Dilutions

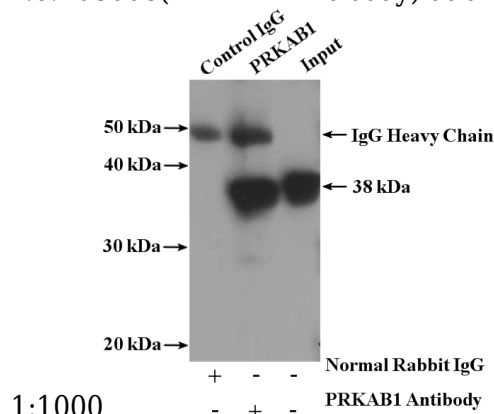
Recommended Dilution:

WB: 1:500-1:5000

Validations

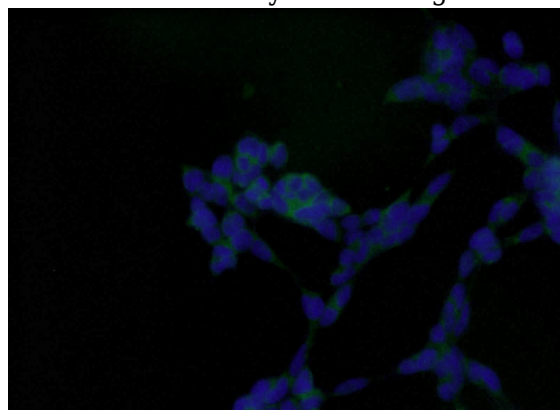


mouse liver tissue were subjected to SDS PAGE followed by western blot with Catalog No:108008 (PRKAB1 Antibody) at dilution of



1:1000

IP Result of anti-PRKAB1 (IP: Catalog No:108008, 4ug; Detection: Catalog No:108008 1:1000) with mouse liver tissue lysate 4000ug.



Immunofluorescent analysis of HEK-293 cells

AMPK beta 1 antibody



Catalog Number: 108008

using Catalog No:108008(PRKAB1 Antibody) at

dilution of 1:25 and Alexa Fluor 488-conjugated
AffiniPure Goat Anti-Rabbit IgG(H+L)