

IL2 antibody



Catalog Number: 107390

Product name

IL2 antibody

IHC: 1:20-1:200


Specificity

Human; other species not tested.

Validations

Antibody description

IL2 Mouse Monoclonal antibody. Positive WB detected in Jurkat cells. Positive IHC detected in human tonsillitis tissue, human breast cancer tissue. Observed molecular weight by Western-blot: 18 kDa



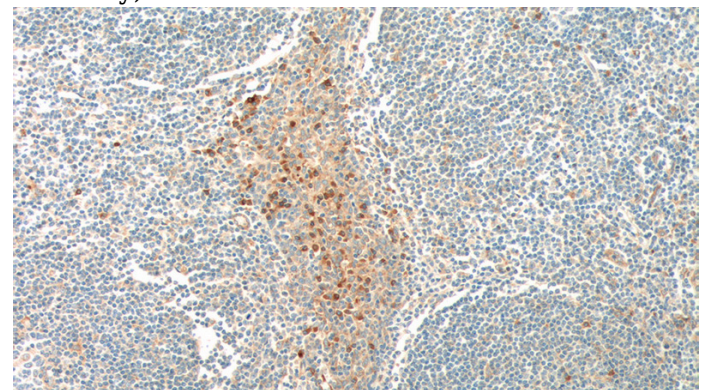
Preparation

This antibody was obtained by immunization of IL2 recombinant protein (Accession Number: NM_000586). Purification method: Protein A purified.

Jurkat cells were subjected to SDS PAGE followed by western blot with Catalog No:107390(IL2 Antibody) at dilution of 1:1000

Formulation

PBS with 0.02% sodium azide and 50% glycerol pH 7.3.



Storage

Store at -20°C. DO NOT ALIQUOT

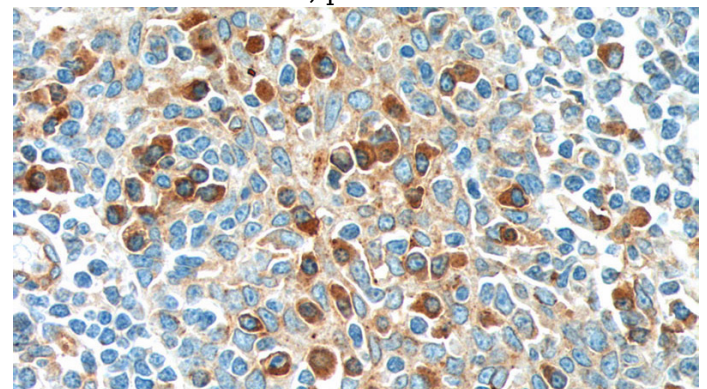
Clonality

Monoclonal

Immunohistochemistry of paraffin-embedded human tonsillitis tissue slide using Catalog No:107390(IL2 Antibody) at dilution of 1:800 (under 10x lens). Heat mediated antigen retrieved with Tris-EDTA buffer, pH9.0

Ig Type

Mouse IgG2a



Applications

ELISA, WB, IHC

Dilutions

Recommended Dilution:

WB: 1:500-1:5000

Immunohistochemistry of paraffin-embedded human tonsillitis tissue slide using Catalog

IL2 antibody



Catalog Number: 107390

No:107390(IL2 Antibody) at dilution of 1:800

(under 40x lens). Heat mediated antigen retrieved with Tris-EDTA buffer, pH9.0