

MYOD1 antibody



Catalog Number: 112990

Product name

MYOD1 antibody

Recommended Dilution:

WB: 1:1000-1:10000

Specificity


Human, Mouse, Rat; other species not tested.

IHC: 1:20-1:200

Antibody description

MYOD1 Rabbit Polyclonal antibody. Positive IHC detected in human kidney tissue, human brain tissue, human ovary tissue, human skin tissue, human spleen tissue, human testis tissue. Positive WB detected in human heart tissue, C2C12 cells, mouse heart tissue, mouse skeletal muscle tissue, rat heart tissue. Observed molecular weight by Western-blot: 47 kDa

Validations



Preparation

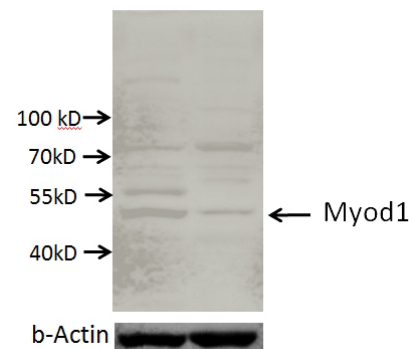
This antibody was obtained by immunization of MYOD1 recombinant protein (Accession Number: NM_002478). Purification method: Antigen affinity purified.

human heart tissue were subjected to SDS PAGE followed by western blot with Catalog No:112990(MYOD1 antibody) at dilution of 1:2000

Formulation

PBS with 0.02% sodium azide and 50% glycerol pH 7.3.

shcon shMyod1



Storage

Store at -20°C. DO NOT ALIQUOT

Clonality

Polyclonal

Ig Type

Rabbit IgG

Applications

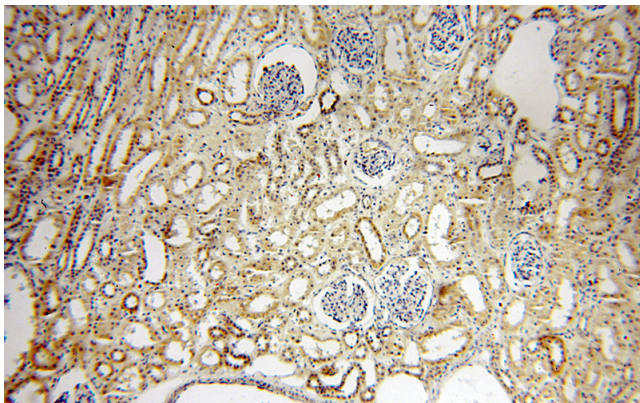
ELISA, WB, IHC

C2C12 cells (shcontrol and shRNA of MYOD1) were subjected to SDS PAGE followed by western blot with Catalog No:112990(MYOD1 Antibody) at dilution of 1:2000. (Data provided by Angran Biotech (www.miRNAlab.com)).

Dilutions

MYOD1 antibody

Catalog Number: 112990



Immunohistochemical of paraffin-embedded human kidney using Catalog No:112990(MYOD1 antibody) at dilution of 1:100 (under 10x lens)