

# RBAP48 antibody

Catalog Number: 114590

## Product name

RBAP48 antibody

WB: 1:500-1:5000

IHC: 1:20-1:200


## Specificity

Human, Mouse, Rat; other species not tested.

## Validations

## Antibody description

RBAP48 Rabbit Polyclonal antibody. Positive WB detected in HeLa cells, K-562 cells, mouse thymus tissue. Positive IHC detected in human ovary tissue, human brain tissue, human kidney tissue, human lung tissue, human placenta tissue, human spleen tissue, human testis tissue. Observed molecular weight by Western-blot: 40kd, 48-53kd



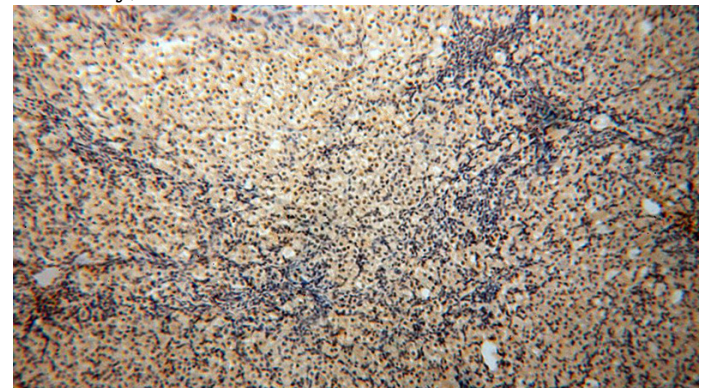
## Preparation

This antibody was obtained by immunization of RBAP48 recombinant protein (Accession Number: NM\_005610). Purification method: Antigen affinity purified.

HeLa cells were subjected to SDS PAGE followed by western blot with Catalog No:114590(RBBP4 antibody) at dilution of 1:1000

## Formulation

PBS with 0.02% sodium azide and 50% glycerol pH 7.3.



## Storage

Store at -20°C. DO NOT ALIQUOT

## Clonality

Polyclonal

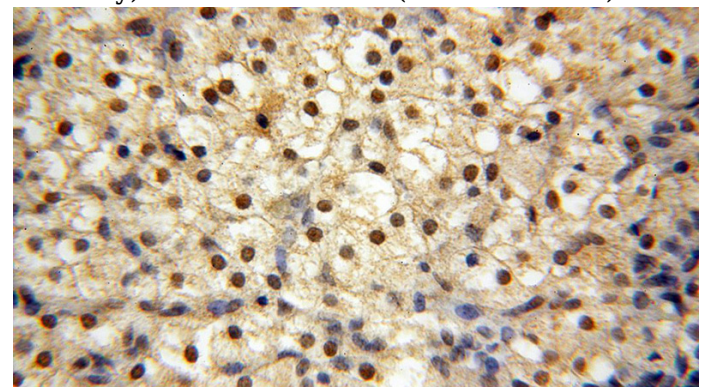
## Ig Type

Rabbit IgG

## Applications

ELISA, WB, IHC

Immunohistochemical of paraffin-embedded human ovary using Catalog No:114590(RBBP4 antibody) at dilution of 1:50 (under 10x lens)



## Dilutions

Recommended Dilution:

Immunohistochemical of paraffin-embedded human ovary using Catalog No:114590(RBBP4

# RBAP48 antibody



Catalog Number: 114590

---

antibody) at dilution of 1:50 (under 40x lens)