

# DEFB4A Polyclonal Antibody



Catalog Number: 163190

## Product name

DEFB4A Polyclonal Antibody

## Specificity

Human, Mouse, Rat

## Antibody description

Polyclonal antibody to DEFB4A

## Preparation

Antigen: Recombinant fusion protein containing a sequence corresponding to amino acids 1-64 of human DEFB4A (NP\_004933.1).

## Formulation

PBS with 0.02% sodium azide, 50% glycerol, pH7.3.

## Storage

Store at -20°C. Avoid freeze / thaw cycles.

## Clonality

Polyclonal

## Ig Type

Rabbit IgG

## Applications

WB, IHC, IF

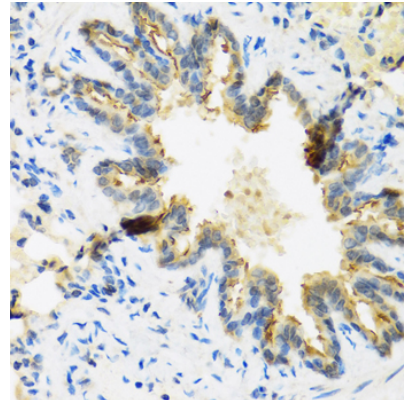
## Dilutions

WB 1:500 - 1:2000

IHC 1:100 - 1:200

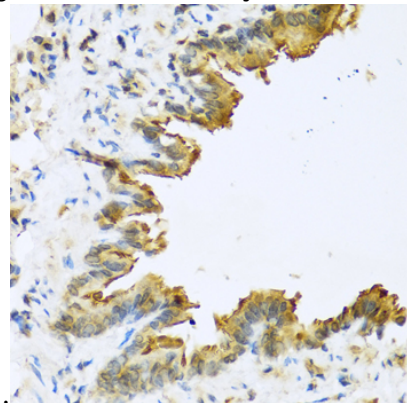
IF 1:50 - 1:200

## Validations



Immunohistochemistry - DEFB4A Polyclonal Antibody

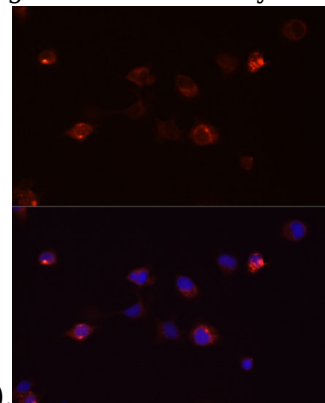
Immunohistochemistry of paraffin-embedded rat lung using DEFB4A antibody at dilution of 1:100



(40x lens).

Immunohistochemistry - DEFB4A Polyclonal Antibody

Immunohistochemistry of paraffin-embedded mouse lung using DEFB4A antibody at dilution of



1:100 (40x lens).

Immunofluorescence - DEFB4A Polyclonal Antibody

# DEFB4A Polyclonal Antibody



Catalog Number: 163190

---

Immunofluorescence analysis of A431 cells using

DEFB4A antibody at dilution of 1:100 (40x lens).  
Blue: DAPI for nuclear staining.