

# Crotedumab reference antibody



Catalog Number: 176890

## Product name

Crotedumab reference antibody

## Specificity

Human GCGR

## Antibody description

Anti-GCGR Antibody (Crotedumab)

## Preparation

Recombinant expression and purified from CHO cells.

## Formulation

0.1 M Pro-Ac, 20 mM Arg, pH 5.0

## Storage

-80°C for 2 years under sterile conditions; -20°C for 1 year under sterile conditions; Avoid repeated freeze-thaw cycles.

## Clonality

Monoclonal

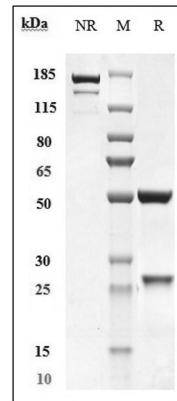
## Ig Type

IgG4SP

## Applications

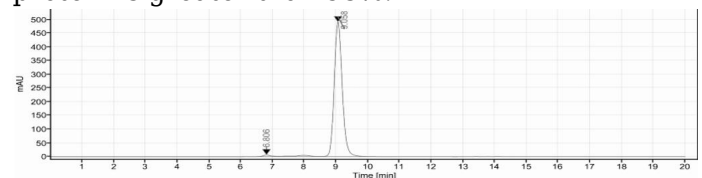
ELISA

## Validations



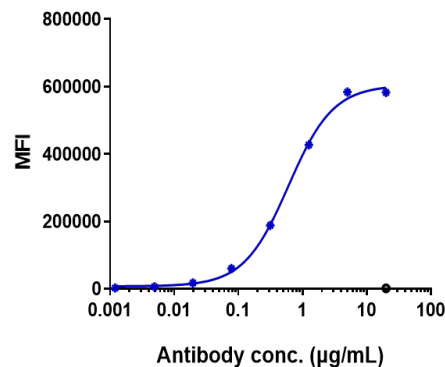
## SDS-PAGE

Anti-GCGR Antibody (crotedumab) on SDS-PAGE under reducing (R) condition. The purity of the protein is greater than 95%.



## SEC-HPLC

The purity of Anti-GCGR Antibody (crotedumab) is 96.61%, determined by SEC-HPLC.



## Bioactivity: FACS

Human GCCR His EGFP HEK293 cells were stained with Anti-GCGR Antibody (crotedumab) and negative control protein respectively, washed and then followed by PE and analyzed with FACS, EC50=0.6028 ug/mL.