

HMMR-Specific antibody



Catalog Number: 111490

Product name

HMMR-Specific antibody

Specificity

Human, Mouse, Rat; other species not tested.

Antibody description

HMMR-Specific Rabbit Polyclonal antibody. Positive WB detected in mouse brain tissue. Positive FC detected in HepG2 cells. Positive IF detected in HepG2 cells. Observed molecular weight by Western-blot: 70 kDa

Preparation

This antibody was obtained by immunization of Peptide (Accession Number: NM_001142556). Purification method: Antigen affinity purified.

Formulation

PBS with 0.02% sodium azide and 50% glycerol pH 7.3.

Storage

Store at -20°C. DO NOT ALIQUOT

Clonality

Polyclonal

Ig Type

Rabbit IgG

Applications

ELISA, WB, IF, FC


Dilutions

Recommended Dilution:

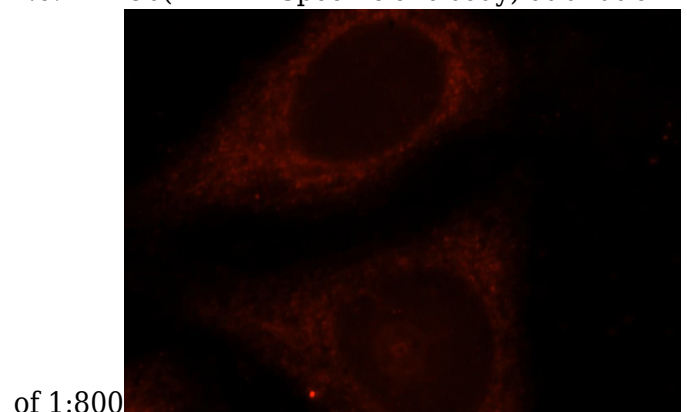
WB: 1:200-1:2000

IF: 1:10-1:100

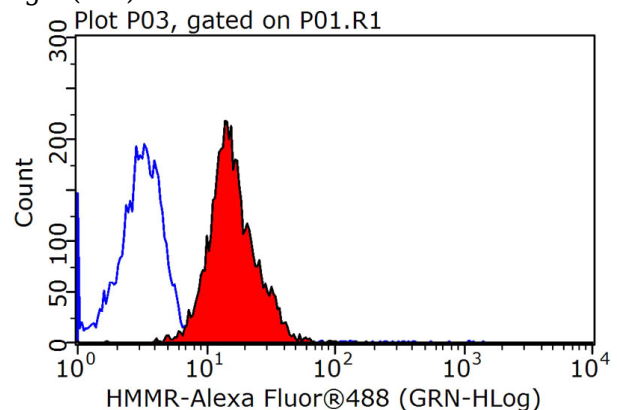
Validations



mouse brain tissue were subjected to SDS PAGE followed by western blot with Catalog No:111490(HMMR-Specific antibody) at dilution



Immunofluorescent analysis of HepG2 cells, using HMMR antibody Catalog No:111490 at 1:25 dilution and Rhodamine-labeled goat anti-rabbit IgG (red).



1X10⁶ HepG2 cells were stained with 0.2ug HMMR-Specific antibody (Catalog No:111490, red) and control antibody (blue). Fixed with 90% MeOH blocked with 3% BSA (30 min). Alexa Fluor

HMMR-Specific antibody



Catalog Number: 111490

488-conjugated AffiniPure Goat Anti-Rabbit

IgG(H+L) with dilution 1:1500.