

FSCN3 antibody

Catalog Number: 110780

Product name

FSCN3 antibody

IHC: 1:20-1:200

IF: 1:20-1:200

Specificity

Human, Mouse, Rat; other species not tested.

Antibody description

FSCN3 Rabbit Polyclonal antibody. Positive WB detected in PC-3 cells. Positive IF detected in PC-3 cells. Positive IHC detected in human prostate cancer tissue. Observed molecular weight by Western-blot: 57 kDa

Preparation

This antibody was obtained by immunization of FSCN3 recombinant protein (Accession Number: NM_020369). Purification method: Antigen affinity purified.

Formulation

PBS with 0.02% sodium azide and 50% glycerol pH 7.3.

Storage

Store at -20°C. DO NOT ALIQUOT

Clonality

Polyclonal

Ig Type

Rabbit IgG

Applications


ELISA, WB, IHC, IF

Dilutions

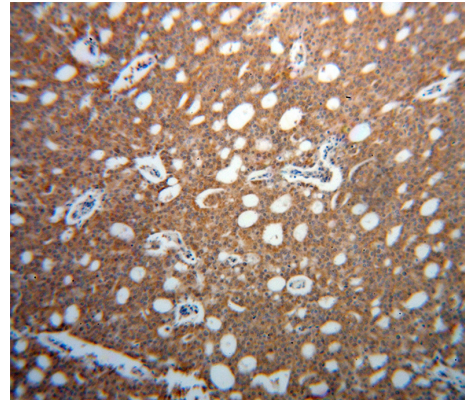
Recommended Dilution:

WB: 1:200-1:2000

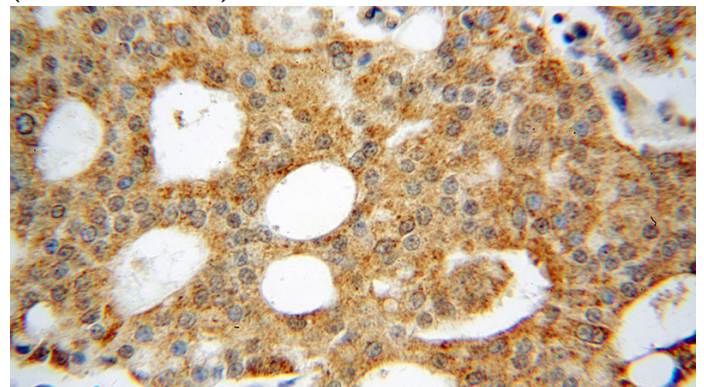
Validations



PC-3 cells were subjected to SDS PAGE followed by western blot with Catalog No:110780(FSCN3 antibody) at dilution of 1:800



Immunohistochemical of paraffin-embedded human prostate cancer using Catalog No:110780(FSCN3 antibody) at dilution of 1:50 (under 10x lens)

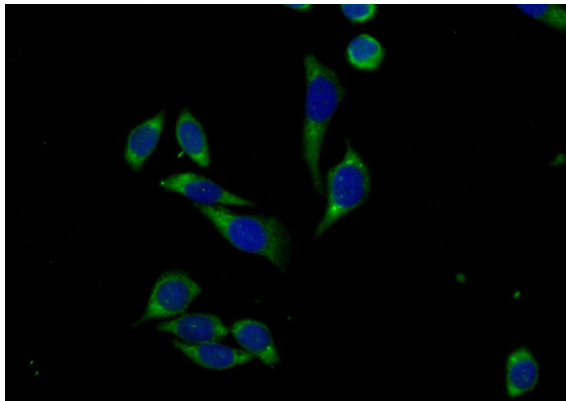


Immunohistochemical of paraffin-embedded

FSCN3 antibody

Catalog Number: 110780

human prostate cancer using Catalog No:110780(FSCN3 antibody) at dilution of 1:50 (under 40x lens)



Immunofluorescent analysis of (-20oc Ethanol) fixed PC-3 cells using Catalog No:110780(FSCN3 Antibody) at dilution of 1:50 and Alexa Fluor 488-conjugated AffiniPure Goat Anti-Rabbit IgG(H+L)