

HDAC6 antibody

Catalog Number: 111380

Product name

HDAC6 antibody

IP: 1:500-1:5000

IHC: 1:20-1:200

Specificity

Human, Mouse, Rat; other species not tested.

Antibody description

HDAC6 Rabbit Polyclonal antibody. Positive IP detected in K-562 cells. Positive WB detected in K-562 cells, HeLa cells, HepG2 cells, HT-1080 cells, human liver tissue, MCF7 cells. Positive IHC detected in human testis tissue. Observed molecular weight by Western-blot: 160kd

Preparation

This antibody was obtained by immunization of HDAC6 recombinant protein (Accession Number: BC013737). Purification method: Antigen affinity purified.

Formulation

PBS with 0.02% sodium azide and 50% glycerol pH 7.3.

Storage

Store at -20°C. DO NOT ALIQUOT

Clonality

Polyclonal

Ig Type

Rabbit IgG

Applications


ELISA, WB, IHC, IP

Dilutions

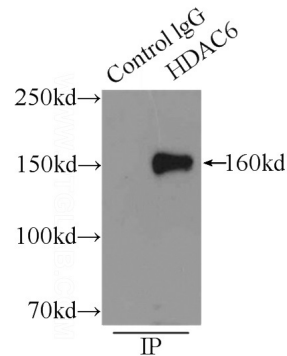
Recommended Dilution:

WB: 1:500-1:5000

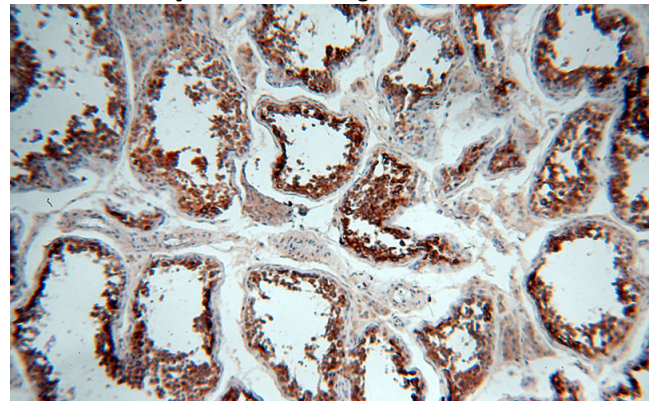
Validations



K-562 cells were subjected to SDS PAGE followed by western blot with Catalog No:111380(HDAC6 antibody) at dilution of 1:1000



IP Result of anti-HDAC6 (IP:Catalog No:111380, 5ug; Detection:Catalog No:111380 1:1000) with K-562 cells lysate 11000ug.

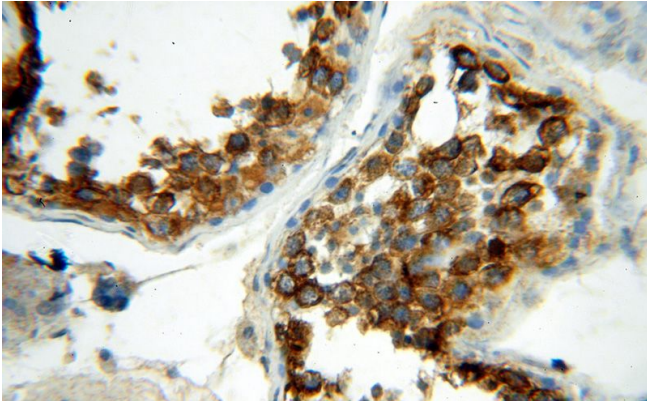


Immunohistochemical of paraffin-embedded human testis using Catalog No:111380(HDAC6

HDAC6 antibody

Catalog Number: 111380

antibody) at dilution of 1:50 (under 10x lens)



Immunohistochemical of paraffin-embedded human testis using Catalog No:111380(HDAC6 antibody) at dilution of 1:50 (under 40x lens)