

# USP38 antibody



Catalog Number: 116680

## Product name

USP38 antibody

WB: 1:200-1:2000

IP: 1:200-1:2000

## Specificity


Human, Mouse, Rat; other species not tested.

IHC: 1:20-1:200

## Antibody description

USP38 Rabbit Polyclonal antibody. Positive IHC detected in human heart tissue, human kidney tissue, human ovary tissue, human placenta tissue, human spleen tissue, human testis tissue. Positive WB detected in K-562 cells, HEK-293 cells. Positive IP detected in K-562 cells. Observed molecular weight by Western-blot: 117 kDa

## Validations



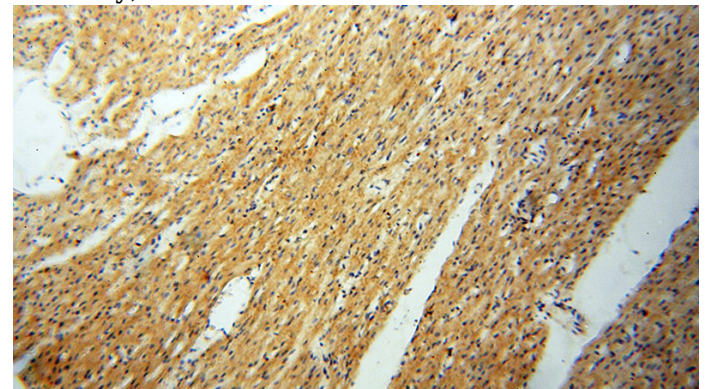
## Preparation

This antibody was obtained by immunization of USP38 recombinant protein (Accession Number: NM\_032557). Purification method: Antigen affinity purified.

K-562 cells were subjected to SDS PAGE followed by western blot with Catalog No:116680(USP38 antibody) at dilution of 1:500

## Formulation

PBS with 0.02% sodium azide and 50% glycerol pH 7.3.



## Storage

Store at -20°C. DO NOT ALIQUOT

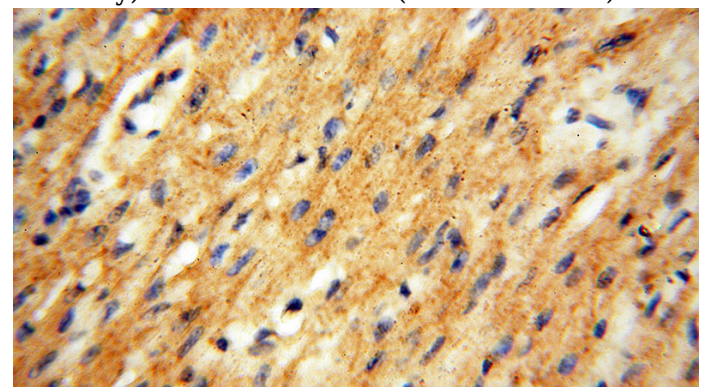
## Clonality

Polyclonal

Immunohistochemical of paraffin-embedded human heart using Catalog No:116680(USP38 antibody) at dilution of 1:50 (under 10x lens)

## Ig Type

Rabbit IgG



## Applications

ELISA, WB, IHC, IP

## Dilutions

Recommended Dilution:

Immunohistochemical of paraffin-embedded

# USP38 antibody

Catalog Number: 116680

human heart using Catalog No:116680(USP38 antibody) at dilution of 1:50 (under 40x lens)

IP Result of anti-USP38 (IP:Catalog No:116680, 4ug; Detection:Catalog No:116680 1:500) with K-562 cells lysate 3200ug.

