

MLK4 antibody



Catalog Number: 112680

Product name

MLK4 antibody

IHC: 1:20-1:200

IF: 1:10-1:100

Specificity

Human, Mouse, Rat; other species not tested.

Antibody description

MLK4 Rabbit Polyclonal antibody. Positive IHC detected in human brain tissue. Positive IF detected in C6 cells. Positive WB detected in HeLa cells. Observed molecular weight by Western-blot: 53 kDa

Preparation

This antibody was obtained by immunization of MLK4 recombinant protein (Accession Number: NM_032435). Purification method: Antigen affinity purified.

Formulation

PBS with 0.1% sodium azide and 50% glycerol pH 7.3.

Storage

Store at -20°C. DO NOT ALIQUOT

Clonality

Polyclonal

Ig Type

Rabbit IgG

Applications

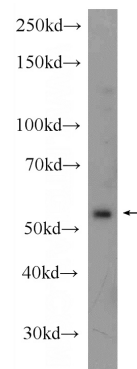
ELISA, WB, IF, IHC

Dilutions

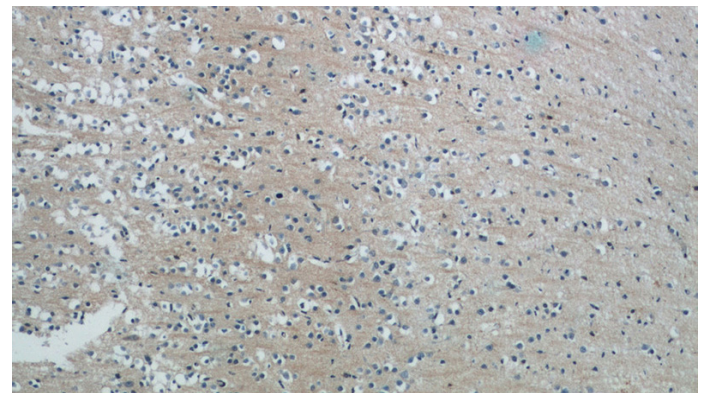
Recommended Dilution:

WB: 1:500-1:5000

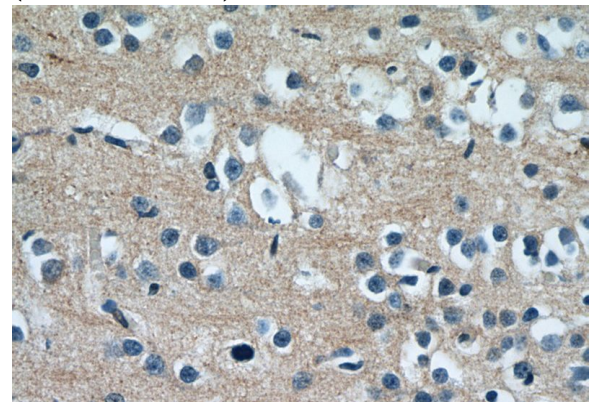
Validations



HeLa cells were subjected to SDS PAGE followed by western blot with Catalog No:112680(KIAA1804 Antibody) at dilution of 1:1000



Immunohistochemistry of paraffin-embedded human brain tissue slide using Catalog No:112680(KIAA1804 Antibody) at dilution of 1:50 (under 10x lens)

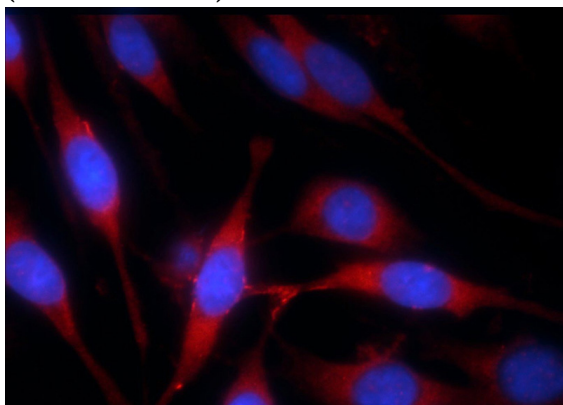


MLK4 antibody



Catalog Number: 112680

Immunohistochemistry of paraffin-embedded human brain tissue slide using Catalog No:112680(KIAA1804 Antibody) at dilution of 1:50 (under 40x lens)



Immunofluorescent analysis of C6 cells using Catalog No:112680(KIAA1804 Antibody) at dilution of 1:25 and Rhodamine-Goat anti-Rabbit IgG