

CRTAP antibody



Catalog Number: 109580

Product name

CRTAP antibody

IHC: 1:20-1:200

IF: 1:20-1:200


Specificity

Human, Mouse, Rat; other species not tested.

Validations

Antibody description

CRTAP Rabbit Polyclonal antibody. Positive IHC detected in human kidney tissue. Positive IF detected in HeLa cells. Positive WB detected in human colon tissue, HEK-293 cells, HeLa cells, human stomach tissue. Observed molecular weight by Western-blot: 43-47 kDa



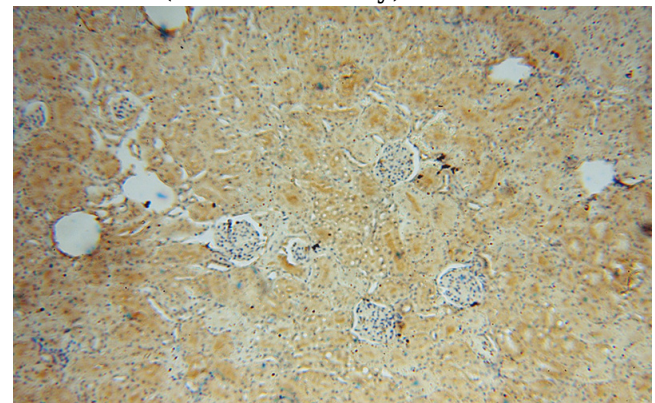
Preparation

This antibody was obtained by immunization of CRTAP recombinant protein (Accession Number: NM_006371). Purification method: Antigen affinity purified.

human colon tissue were subjected to SDS PAGE followed by western blot with Catalog No:109580(CRTAP antibody) at dilution of 1:500

Formulation

PBS with 0.02% sodium azide and 50% glycerol pH 7.3.



Storage

Store at -20°C. DO NOT ALIQUOT

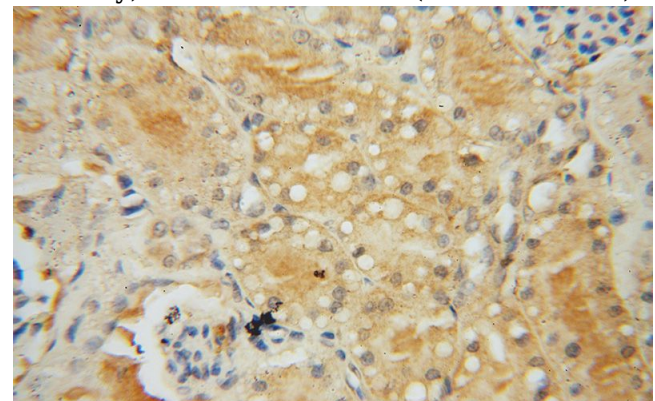
Clonality

Polyclonal

Immunohistochemical of paraffin-embedded human kidney using Catalog No:109580(CRTAP antibody) at dilution of 1:100 (under 10x lens)

Ig Type

Rabbit IgG



Applications

ELISA, WB, IHC, IF

Dilutions

Recommended Dilution:

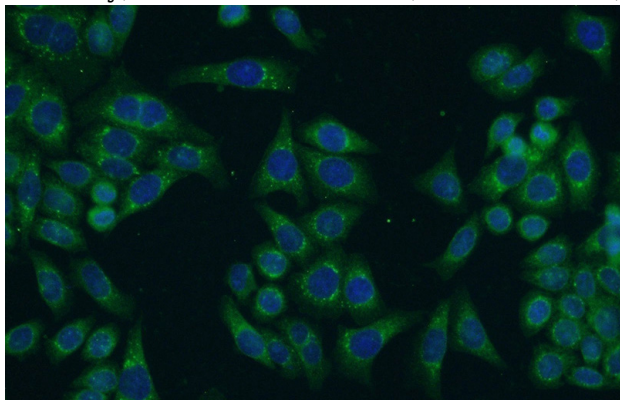
WB: 1:500-1:5000

Immunohistochemical of paraffin-embedded human kidney using Catalog No:109580(CRTAP

CRTAP antibody

Catalog Number: 109580

antibody) at dilution of 1:100 (under 40x lens)



Immunofluorescent analysis of HeLa cells using Catalog No:109580(CRTAP Antibody) at dilution of 1:50 and Alexa Fluor 488-conjugated AffiniPure Goat Anti-Rabbit IgG(H+L)