

ALPK1 antibody

Catalog Number: 107880

Product name

ALPK1 antibody

Immunogen

[Human ALPK1 Recombinant protein \(His tag\)](#)

Specificity

Human, Mouse, Rat; other species not tested.

Antibody description

ALPK1 Rabbit Polyclonal antibody. Positive IHC detected in human hepatocirrhosis tissue. Positive WB detected in COLO 320 cells, HEK-293 cells. Observed molecular weight by Western-blot: 140 kDa

Preparation

This antibody was obtained by immunization of ALPK1 recombinant protein (Accession Number: BC060780). Purification method: Antigen affinity purified.

Formulation

PBS with 0.02% sodium azide and 50% glycerol pH 7.3.

Storage

Store at -20°C. DO NOT ALIQUOT

Clonality

Polyclonal

Ig Type

Rabbit IgG

Applications

ELISA, WB, IHC


Dilutions

Recommended Dilution:

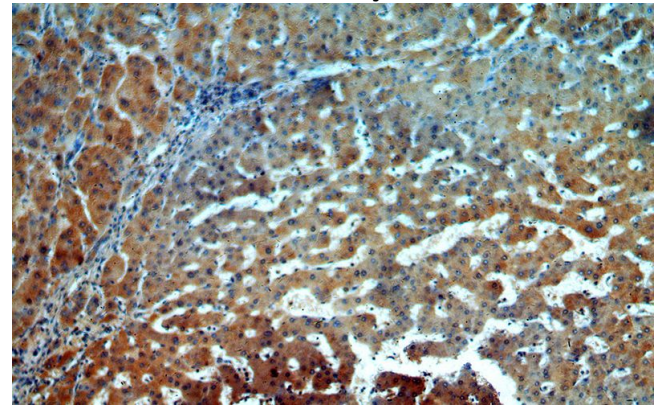
WB: 1:200-1:2000

IHC: 1:20-1:200

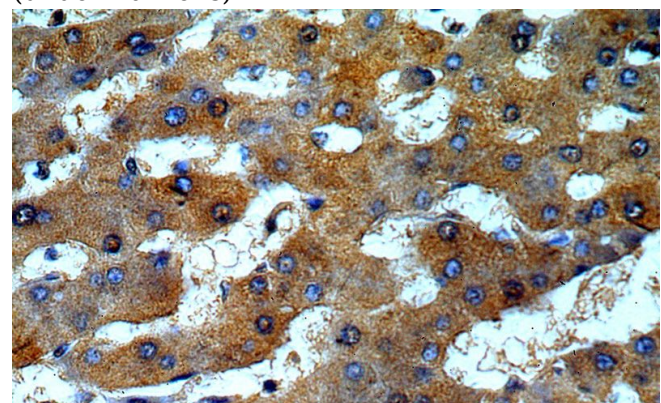
Validations



COLO 320 cells were subjected to SDS PAGE followed by western blot with Catalog No:107880(ALPK1 antibody) at dilution of 1:500



Immunohistochemical of paraffin-embedded human hepatocirrhosis using Catalog No:107880(ALPK1 antibody) at dilution of 1:50 (under 10x lens)



ALPK1 antibody



Catalog Number: 107880

Immunohistochemical of paraffin-embedded human hepatocirrhosis using Catalog

No:107880(ALPK1 antibody) at dilution of 1:50 (under 40x lens)